

28 CONFIDENTIAL ACTION REPORTS**28.1 DRAFT MUNICIPAL PLAN 2026/27**

Author: Manager Risk and Customer Experience
Financial Controller

Authoriser: Executive Manager Corporate and Customer Service

Attachments: 1. Draft Municipal Plan and Budget 2026/27 and Fees and Charges 2026/27 [↓](#)

Section under the Act	The grounds on which part of the Council or Committee may be closed to the public are listed in Section 99(2) of the <i>Local Government Act 2019</i> and Regulation 51 of the <i>Local Government (General) Regulations 2021</i> .
Sub-clause and Reason:	51(c)(iv) - information that would, if publicly disclosed, be likely to subject to subregulation 51(3) – prejudice the interests of the council or some other person.

RECOMMENDATIONS

1. THAT the report entitled Draft Municipal Plan 2026/27 be received and noted.
2. THAT Council approve officers to conduct a 21-day public consultation on the Draft Municipal Plan 2026/27, including the proposed 2026/27 Annual Budget.
3. THAT pursuant to Section 35 of *the Local Government Act 2019*, and Regulation 8 of *the Local Government (Administration) Regulations*, the decision, report, and attachments, be held in-confidence until 29 April 2026 at which time the decision, report, and endorsed Draft Municipal Plan document will be published on Council's website.

PURPOSE

The purpose of this report is to seek Council's endorsement for the City of Darwin Draft Municipal Plan 2026/27 for public consultation, as provided at **Attachment 1**.

KEY ISSUES

- Council must develop and endorse a draft municipal plan each year. The document is then published for a 21-day public consultation period after which feedback is further considered by elected members.
- A final document must be adopted by Council by 30 June 2026.
- This document incorporates a draft annual service delivery plan, budget, and fees and charges booklet for 2026/27 that Elected Members propose to adopt.
- The plan was developed with consideration of City of Darwin's Long-Term Financial Plan, the Darwin 2030 Strategic Plan and other key strategic documents endorsed by Council.
- The proposed budget factors in an increase to general rates of 5.5%.
- The proposed budget sets an annual capital works program at a level of investment at \$23.56 million.
- The consultation period commences 29 April 2026 and closes on 20 May 2026.

- Community and other stakeholders can engage at <https://engage.darwin.nt.gov.au/> or view copies and provide feedback at our Civic Centre customer service desk and in all City of Darwin public libraries.
- Feedback from public consultation will be considered and presented with the final Municipal Plan 2026/27 including Annual Budget and Fees and Charges for adoption at the Ordinary Meeting of Council scheduled for 9 June 2026.

DISCUSSION

Through a series of workshops commencing in January to March 2026, the 24th Council of City of Darwin developed its draft Municipal Plan in readiness for release to the community for consultation.

The draft document lays out for the community, Minister, agency and stakeholders what Elected Members propose to fund and resource for delivery in the 2026/27 financial year.

The document features commitments including:

- \$23.56 million capital works program
- \$31.92 million in waste management across operations and investment
- \$10 million for maintaining our parks, including \$3.3 million for tree planting and maintenance
- \$5.3 million for libraries
- \$2 million for animal management
- \$1.65 million to support our community through grants, donations, sponsorships, operating subsidies and in-kind support.

This year's Municipal Plan is focused on resetting Council's direction to reflect the voices of our community and is underpinned by strong financial stewardship. There is a strong focus on strengthening core infrastructure while supporting community connection and wellbeing through accessible programs, events and shared experiences that support the long-term future of our city.

In preparing this Municipal Plan and budget, Elected Members considered a broad range of factors including City of Darwin's Long-Term Financial Plan, economic indicators and the social context of community expectations - arriving at a rates and charges annual income of \$95.72 million, or a 5.5 per cent increase on the previous year.

It is proposed the draft Municipal Plan will be released on 29 April 2026 for a 21-day public consultation period. Officers will collate submissions once received, consider the nature of the community's feedback, and make recommendations to Council on how the feedback may be accommodated in this year's plan or documented for future consideration.

Following this, Elected Members will finalise the content of the Municipal Plan with public submissions being received at the Ordinary Meeting 26 May 2026, with a view to adopt the document and make the rates declaration at the Special Meeting on 9 June 2026.

The final Municipal Plan, including a balanced budget, must be adopted by Council prior to 30 June 2026, per section 35 of the Local Government Act 2019 (NT).

Financial overview

City of Darwin's 2026/27 draft Annual Budget is balanced as per the requirement of section 202 of the *Local Government Act 2019* (not budgeting for a deficit excluding non-cash items such as depreciation). Council demonstrates this compliance through its Statement of Operating Position. This statement reports all cash operating items as well as capital and treasury transactions. All non-cash items such as depreciation and impairment are excluded.

City of Darwin's key financial statements, in addition to the Statement of Operating Position, include the Annual Budget Statement Income and Expenditure for the year ended 30 June 2027 and the Statement of Financial Position as at 30 June 2027.

- The Statement of Income and Expenditure for the 2026/27 financial year proposes total Operating Income of \$ 145.39M, and total Operating Expenditure of \$157.77M, which together result in a budgeted operating deficit of \$12.38M.
- A contributing factor to the operating deficit is depreciation. Depreciation is a non-cash expense; however it is a theoretical calculation of the deterioration of the asset base due to time and use. By reporting an operating deficit, it demonstrates that Council does not generate enough revenue to fund its asset replacements as quickly as they deteriorate.

Council will fund a \$23.56M Capital Works program during the 2026/27 year. The program will be funded by a mix of:

- General Revenue \$11.85M, including sale of Property, Plant & Equipment of \$0.5M
- Cash Reserves \$7.19M
- Grant and Contribution Income \$4.52M

City of Darwin uses a range of financial Key Performance Indicators, (KPI's), to measure its financial sustainability and performance. These include:

- The % of Rate Debtors outstanding is projected to be above its target of <5% at 6.2%, which is lower than the projection for the 2025/26 original budget of 6.5%.
- The Debt Servicing Ratio of 7.1% sits comfortably within the target of <10%.
- The Liquidity Ratio which measures Council's ability to pay its debts after all externally restricted reserves are removed is 1.1, against a target of >1.5. The decrease is attributed to the use of unrestricted cash reserves towards the capital program and the ratio is marginally lower than the 2025/26 projection.
- The Asset Sustainability Ratio measures the level of depreciation being spent on renewing assets. With a target of > 100%, the 2026/27 position is 34.1% (2025/26 original budget target 37.4%). The uplift of this indicator will remain a key strategic focus.

The draft Annual Budget projects a total closing balance of Reserves of \$38.21M, with \$26.51M being externally restricted and \$11.71M internally restricted. Early adopted carry forwards will be rolled out as part of EOY Carry forward program and excluded, except where funding the 2026/27 capital program.

This represents an increase in the budgeted reserve balance (from budgeted opening balance to closing balance) by \$1.43M through the 2026/27 financial year mainly in externally restricted reserves such as CBD parking shortfall and Waste remediation.

Fees and charges

Elected Members considered Fees and Charges throughout the budget workshop process. The document presented includes the amendments made at the Council meeting held on 31 March 2026.

PREVIOUS COUNCIL RESOLUTION

N/A

STRATEGIC PLAN ALIGNMENT

6 Governance Framework
6.3 Decision Making and Management


BUDGET / FINANCIAL / RESOURCE IMPLICATIONS	Budget/Funding: N/A Is Funding identified: N/A Existing Position No: N/A Contractor: N/A
LEGISLATION / POLICY CONTROLS OR IMPACTS	Legislation: <i>Local Government Act 2019 (NT)</i> Policy: Nil
CONSULTATION, ENGAGEMENT & COMMUNICATION	Engagement Level: Consult Tactics: Public Exhibition on Council's website plus proactive communication.
DECLARATION OF INTEREST	The report author does not have a conflict of interest in relation to this matter. The report authoriser does not have a conflict of interest in relation to this matter. If a conflict of interest exists, staff will not act in the matter, except as authorised by the CEO or Council (as the case requires).

CITY OF DARWIN



2026/2027

MUNICIPAL PLAN



Vibrant, connected
and evolving







Image above: Larrakia Smoking Ceremony
Cover image: Operational staff at community planting event

ACKNOWLEDGEMENT OF LARRAKIA COUNTRY

City of Darwin acknowledges the Larrakia people as the Traditional Owners of all the land and waters of the Greater Darwin region.

To the Larrakia, Darwin is known as Garramilla. The original language of the Larrakia is Gulumirrgin (pronounced Goo-loo-midgin).

Often referred to as “Saltwater People”, the Larrakia lived, loved, birthed, hunted and survived a life on pristine coastal and inland areas. Established ‘song lines’ connecting Larrakia people to Country penetrate throughout their land and sea, allowing stories and histories to be told and retold for future generations. Scientific evidence dates Aboriginal presence in northern Australia to 60,000 years.

The Larrakia culture and identity is rich and vibrant. In the footsteps of the Larrakia people, City of Darwin will continue to foster this culture and identity by creating a vibrant community together.

"IN THE FOOTSTEPS OF THE LARRAKIA PEOPLE, CITY OF DARWIN WILL CONTINUE TO FOSTER THIS CULTURE AND IDENTITY BY CREATING A VIBRANT COMMUNITY TOGETHER."



CONTENTS

Acknowledgement of Larrakia Country	1	05 Our service delivery	22
01 Introduction	4	Corporate structure	25
Municipal Plan 2026/27	4	How our services are structured	25
Purpose	4	Our delivery commitments	25
Mission	4	Governance framework	29
Vision	4	06 Budget	30
Our strategic directions	4	Appendix A – Index of tables and figures	52
Continuing the conversation through consultation	5		
Lord Mayor and CEO foreword	6		
Our City	8		
02 Our Highlights	10		
Priorities to progress	12		
03 Our Council	14		
Elected Members	16		
04 Our approach to planning	18		
Strategic Planning Framework	20		
Long term financial plan	21		
Advocacy and collaboration	21		

Introduction

Our highlights

Our Council

Our approach to planning

Our service delivery

Budget

Fees and charges

01

INTRODUCTION

MUNICIPAL PLAN 2026/27

Purpose

The Municipal Plan presents the Lord Mayor and Councillors' strategic resourcing decisions for the City of Darwin team to pursue across the 2026/27 financial year. Through this annual document a set of commitments is made to the community, which will be reported in the Annual Report to be published in November 2027.

Mission

We will work with the community and partners, provide leadership and deliver services which create opportunities to enhance the economic, cultural and environmental sustainability of Darwin.

Vision

DARWIN 2030: CITY FOR PEOPLE. CITY OF COLOUR.

Our strategic directions

This set of strategic directions was established in collaboration with the community, beginning with the Living Darwin Summit. Within the Council and City of Darwin they act as a guide to inform priorities and decision making.




A capital city with best practice and sustainable infrastructure



A safe, liveable and healthy city



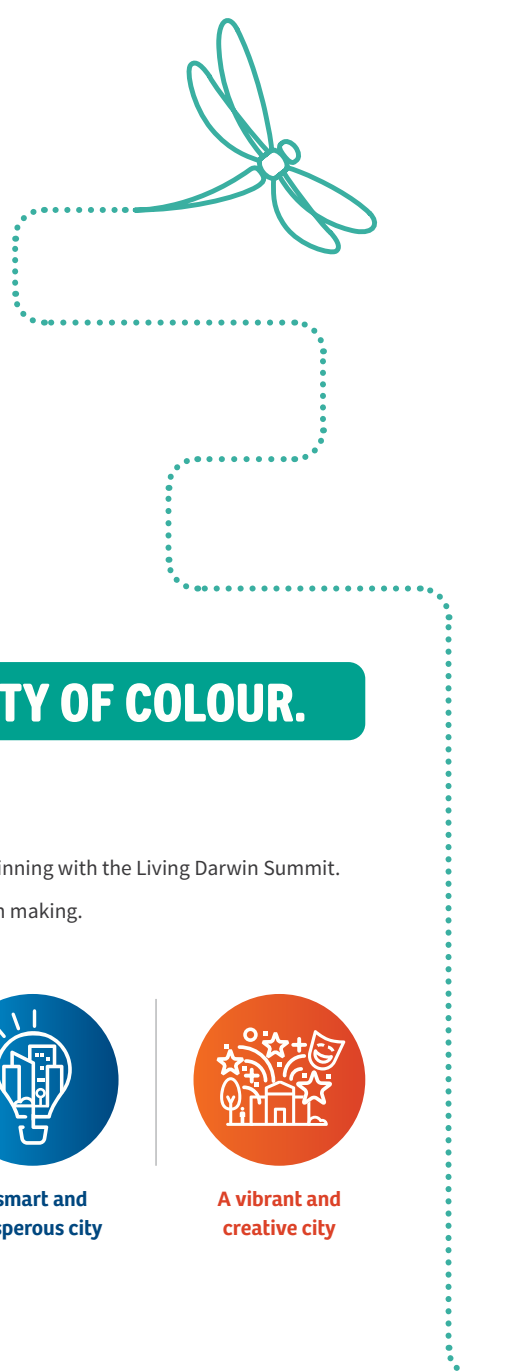
A cool, clean and green city



A smart and prosperous city




A vibrant and creative city



Continuing the conversation through consultation

(left intentionally blank for consultation content)





LORD MAYOR AND CEO FOREWORD

We are pleased to present the 2026/27 Municipal Plan and Annual Budget, highlighting Darwin as a vibrant, connected and evolving community. This plan continues to advance the priorities set out in Darwin 2030: City for People. City of Colour, reinforcing our commitment to a city that is inclusive, culturally rich and full of life.

Developed in partnership with our Councillors and City of Darwin staff, this year's Municipal Plan reflects the voices of our community and is underpinned by strong financial stewardship.

This year's Municipal Plan is focused on a reset; it is a purposeful recalibration - prioritising essential infrastructure, asset renewal and long-term sustainability to ensure the city is operating at its best. This approach reflects a clear focus on getting the fundamentals right, making disciplined investment decisions, and building resilience across our municipality.

Through this reset, we are not slowing down - we are strengthening our platform for future growth, ensuring Darwin continues to evolve as a dynamic, liveable and future-ready city.


To support our community we have balanced rising costs with a need to maintain essential services resulting in a proposed 5.5 per cent rate rise.

We understand the pressures of the rising cost of living and the impact this is having on households and businesses across our community. In setting this year's budget, careful consideration has been given to balancing these pressures with the need to maintain essential services and invest in critical infrastructure. We remain committed to delivering value for money, ensuring that every dollar is spent responsibly and in a way that supports the long-term sustainability of our city.

While this year's focus is on strengthening our core infrastructure, we remain committed to supporting community connection and wellbeing through accessible programs, events and shared experiences across the municipality.

Our focus continues to be on delivering a range of free events, programs and initiatives that foster connection, support wellbeing and enhance community life. Through much-loved offerings such as Healthy Darwin, Jingili Water Festival and Families week Event, LAUNCH Markets, school holiday programs, library activities and community workshops, we are creating accessible opportunities for people of all ages to come together and engage.

"IN THE YEAR AHEAD, CITY OF DARWIN WILL PRIORITISE THE RENEWAL AND ENHANCEMENT OF ESSENTIAL INFRASTRUCTURE TO SUPPORT A SAFE, FUNCTIONAL AND LIVEABLE CITY. "





Lord Mayor Peter Styles and Chief Executive Officer Simone Saunders

From family-friendly experiences and recreational programs to arts, cultural and community-led initiatives, we are committed to ensuring Darwin remains a welcoming, inclusive and energetic city where everyone can participate and feel a sense of belonging.

We also recognise the importance of maintaining a cool, clean and green environment. As such, greening and cooling our municipality will remain a key priority, supporting a more liveable and resilient city for our community now and into the future.

In the year ahead, City of Darwin will prioritise the renewal and enhancement of essential infrastructure to support a safe, functional and liveable city. This includes a continued focus on stormwater upgrades, alongside a comprehensive roads program delivering resurfacing, pavement repairs, annual asset renewals and targeted asphaltting works across the municipality. Improvements to street lighting will also be undertaken to enhance safety and accessibility for residents and visitors.

In line with our commitment to creating safe, accessible and multigenerational spaces, construction of the Waters Ward Multigenerational Recreation Space is now underway. This significant project will deliver a new playground, car parking and increased greening and shading, contributing to healthier, more connected and liveable communities for all ages.

We thank both our Councillors and City of Darwin staff for their input in shaping a Municipal Plan and Budget that continues to support our Darwin 2030 vision.

We will continue to deliver meaningful outcomes for the people of Darwin, ensuring our community’s needs are addressed now and sustainably into the future.

**The Honourable Lord Mayor
Peter Styles**

**Chief Executive Officer
Simone Saunders**

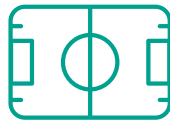
- 01 Introduction
- 02 Our highlights
- 03 Our Council
- 04 Our approach to planning
- 05 Our service delivery
- 06 Budget
- 07 Fees and charges



OUR CITY



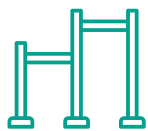
475KM ROADS



19 SPORTING GROUNDS & OVALS



3 SWIMMING POOL FACILITIES



20 EXERCISE STATIONS ACROSS 12 PARKS



22,219 DRIVEWAYS



42 PUBLIC AMENITY FACILITIES



591 HA GREEN SPACE



8 TENNIS COURTS AT 3 LOCATIONS



3 COMMUNITY CENTRES



10,150 STREET AND PUBLIC LIGHTS



421KM STORMWATER INFRASTRUCTURE



10 BASKETBALL COURTS



129 PLAYGROUNDS



29 BARBEQUES



3,575 PARKING BAYS



6 CHILDCARE CENTRES



4 LIBRARIES




221 PARKS



2 ENTERTAINMENT VENUES



664KW ROOF TOP SOLAR



1 SKATE PARK



3 CEMETERIES



1 VELODROME



1,255 SMART DEVICES



632KM
FOOTPATHS AND WALKWAYS IN TOTAL



143
DRINKING WATER BUBBLERS




36,245
RATEABLE ASSESSMENTS

02

OUR HIGHLIGHTS

HIGHLIGHTS FOR THE YEAR AHEAD



\$2.05M

INVESTMENT IN SPORTS AND RECREATION FACILITIES, INCLUDING:

\$1.03 million for stage 2 of the Waters Ward Multigenerational Recreation Space

\$273,000 for playground and softfall refurbishment

\$147,000 for accessible land-based fishing at Bundilla



\$9.2M

SUPPORTING CONNECTIVITY AND ACCESSIBILITY, INCLUDING ROAD AND PATH NETWORKS, INCLUDING:

\$4.45 million in road reconstruction projects

\$3.55 million in road resurfacing

\$384,000 in local area traffic management

\$300,000 in shared paths



\$1.65M

SUPPORTING OUR COMMUNITY

\$210,000 in grants and donations

\$352,000 in sponsorships

\$985,000 in operating subsidies

\$100,000 in in-kind support



\$31.92M

WASTE MANAGEMENT OPERATIONS AND INVESTMENT

\$28.5 million in operating costs (including kerbside collection)


\$3.42 million in capital expenditure



\$1.75M

CREATING A SAFER DARWIN

Including safer cities program, assertive outreach and suburban ranger programs.



\$2M

ANIMAL MANAGEMENT, INCLUDING:

\$1.2 million for operational costs

\$413,000 for the pound

\$361,000 for animal education



- 01 Introduction
- 02 Our highlights
- 03 Our Council
- 04 Our approach to planning
- 05 Our service delivery
- 06 Budget
- 07 Fees and charges



\$5.3M

LIBRARIES (INCLUDING CAPITAL FUNDING)



\$23.56M

CAPITAL WORKS PROGRAM



\$10M

MAINTAINING OUR PARKS

\$3.3 million in tree planting and maintenance



\$295K

INVESTMENT IN ICT



PRIORITIES TO PROGRESS

Road resurfacing and renewal

City of Darwin is investing \$3.55 million into the road resurfacing and renewal program for 2026/27, which is an increase of \$1.65 million from 2025/26. This significant increase highlights City of Darwin's commitment to maintaining critical infrastructure across the municipality.

Key projects within this program include a \$640,000 investment for Yanyula Drive, \$400,000 for the Vanderlin Drive Service Road, \$400,000 for Narrows Road, and \$267,000 for Gardens Hill Crescent. The program also includes works at Albatross Street, Boulter Road, Britomart Court, Calytrix Road, Harney Street, Hook Road, Laynon Street, Reichardt Road, Thornton Crescent and Tolmer Street. This roads program is also supported by an allocation of funds towards kerb replacement for some of these projects.

Road resurfacing and renewal works are a vital component of maintaining Council's key infrastructure. Upon completion of these works, road users can expect to see better road surfaces, a reduction in potholes, and a longer useful life of the asset, reducing the need for costly maintenance into the future.

Road reconstruction

The 2026/27 road reconstruction program consists of three major projects totalling \$4.45 million, which is supported by a \$3.9 million grant from the federal government's Roads to Recovery program.

Road reconstruction works are planned for Lee Point Road, the intersection of Aralia Street and Banksia Street in Nightcliff, and the intersection of Bishop Street and Benison Road in Winnellie.

The Lee Point Road project sees the commencement of stage 2 works in the area, and key deliverables include:

- an upgrade of Lee Point Road to a typical urban cross section between Coleman Street and Fuhrmann Street, including drainage and street lighting
- installation of a signalised intersection at Lee Point Road and Daldawa Terrace
- a pedestrian crossing facility between Garamanak Park and Bowditch Street Park
- a footpath on the western side of Lee Point Road, between Dulinda Terrace and Fuhrmann Street
- verge and median island landscaping.

Stormwater upgrades and reconstruction

Approximately 136 billion litres of water passes through City of Darwin's stormwater system on an annual basis, and City of Darwin is committing to delivery of a \$4.5 million program for 2026/27. This program sees an increase in budget from last year of over \$2.6 million.

A total of 11 sites have been identified for stormwater upgrades and reconstruction works in the 2026/27 financial year, with major works being undertaken at key sites including Narrows Road, The Narrows, Wackett Street, Jingili, and Gardens Hill Road, The Gardens. These three projects account for \$2.4 million of the total program budget, with the remaining budget of \$2.1 million split across eight other sites. These sites include Palm Circuit and Kurrajong Circuit in Nightcliff, and Gaden Circuit and Sanders Street in Jingili, as well as two sites in Alawa.

Shoal Bay Waste Management Facility

To support an environmentally responsible and sustainable waste management facility, City of Darwin has allocated \$3.4 million towards projects at the Shoal Bay Waste Management Facility in Karama.

The 2026/27 budget sees funding committed towards construction of Stage 7 at the site, supporting delivery of a new putrescible waste cell. The primary purpose of these waste cells is to safely and effectively contain and manage community and business wastes from across the Northern Territory. The best practice engineered cells protect soil and groundwater from contamination, and support effective collection and management of leachate, ensuring City of Darwin remains compliant with the terms of the Environmental Protection Licence and extending the life of the site.

Other projects at Shoal Bay Waste Management Facility include:

- internal road upgrades
- construction of a stormwater detention basin
- works on the Resource and Recovery building
- cell capping.

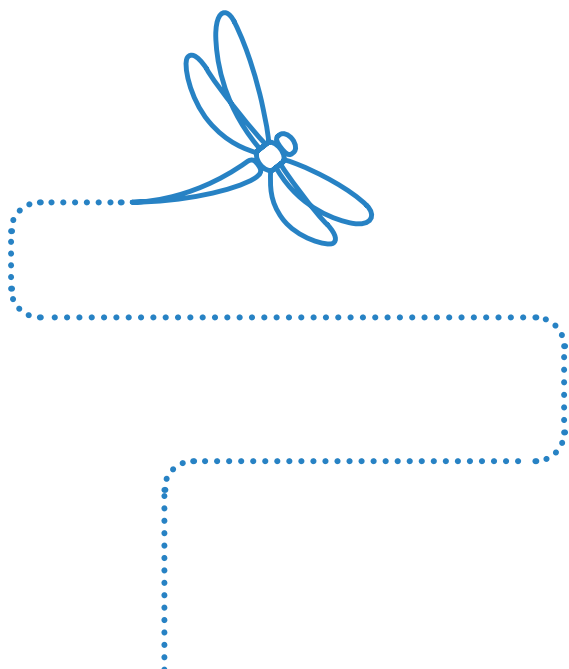


Stormwater drainage

Playgrounds

This year's playgrounds program is headlined by the stage 2 works at the Waters Ward Multigenerational Recreation Space in Malak. Building on the stage 1 construction which commenced in 2025/26 and will deliver a new carpark, headworks, and a high thrill zone playground, the stage 2 program aims to deliver a toilet facility and pathways.

Playground renewals are also occurring in the suburbs, with playground upgrades and softfall refurbishments occurring at Clancy Park in Fannie Bay, and Malabar Park in Larrakeyah. The renewal program makes sure that our parks and playgrounds support safe active recreation.



Civic Centre and Precinct Redevelopment Project

The 2026/27 year sees construction continue on the new Civic Centre building. The main lift core will reach the top of the construction site with a significant portion of the base build level nearing completion by the end of the financial year.

Throughout the year, the floors will gradually rise across the site, and an integrated fit out will commence for levels 1 and 2 of the building which will house the library and civic facilities. Works will also commence on the building façade.

Another key milestone for the year will be the community consultation and engagement project for the Civic Plaza and Precinct to ensure the public is involved in shaping the future vision for the site.

Introduction

Our highlights

Our Council

Our approach to planning

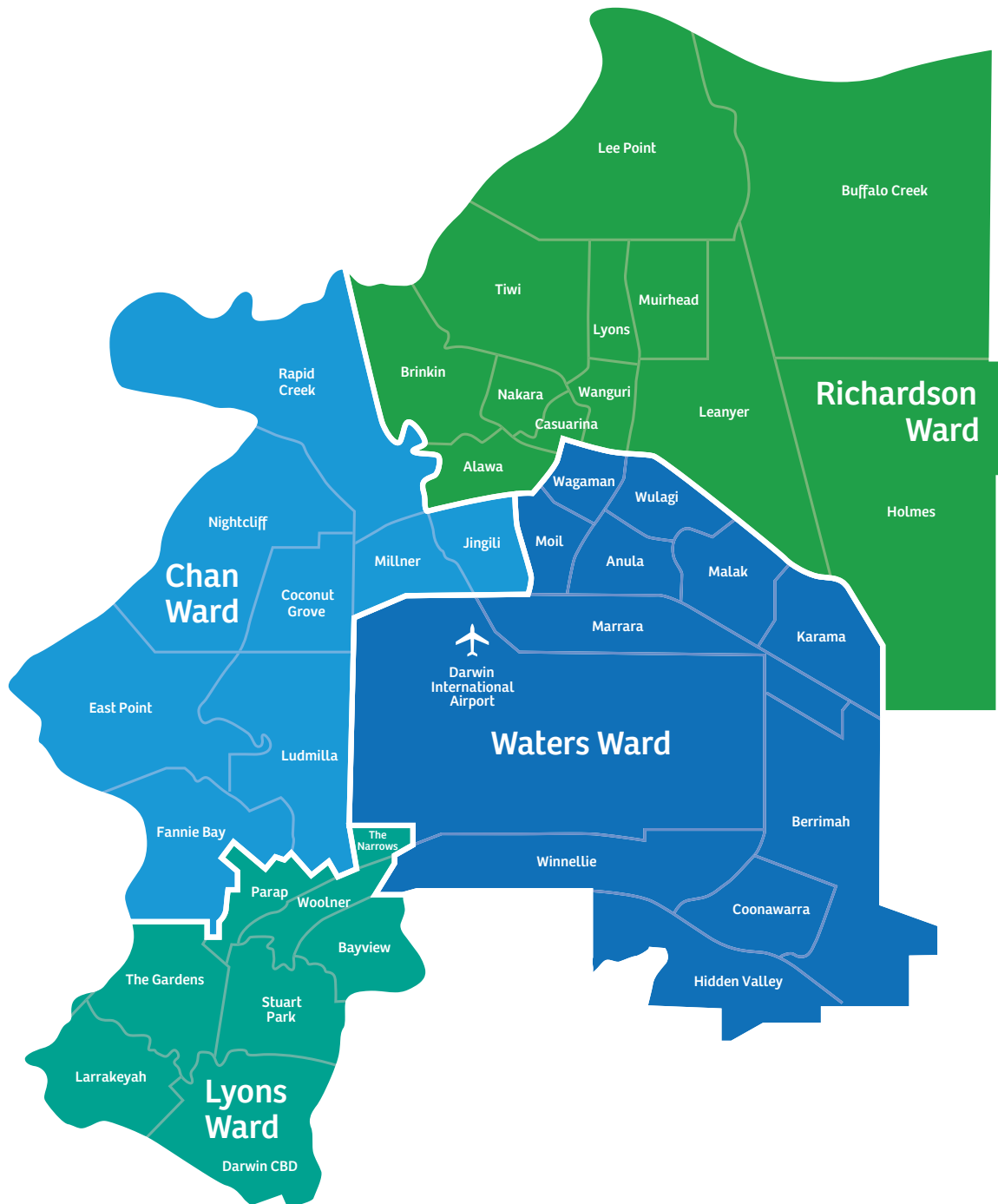
Our service delivery

Budget

Fees and charges

03

OUR COUNCIL



ELECTED MEMBERS



The Lord Mayor of Darwin, the Honourable Peter Styles

0499 384 233
lord.mayor@darwin.nt.gov.au

Chan Ward



Councillor Julie Fraser

0461 319 769
julie.fraser@darwin.nt.gov.au



Councillor Peter Pangquee

0499 417 632
peter.pangquee@darwin.nt.gov.au

Lyons Ward



Councillor Nicole Brown

0499 382 948
nicole.brown@darwin.nt.gov.au



Councillor Mick Palmer

0418 892 943
mick.palmer@darwin.nt.gov.au



Councillor Sam Weston

0499 389 462
sam.weston@darwin.nt.gov.au

Richardson Ward



Councillor Jimmy Bouhoris

0499 402 821
jimmy.bouhoris@darwin.nt.gov.au



Councillor Shani Carson

0414 778 994
shani.carson@darwin.nt.gov.au



Councillor Edwin Joseph

0499 387 043
edwin.joseph@darwin.nt.gov.au

Waters Ward



Councillor Kim Farrar

0499 373 881
kim.farrar@darwin.nt.gov.au



Councillor Sylvia Klonaris

0477 938 621
sylvia.klonaris@darwin.nt.gov.au



Councillor Patrik Ralph

0491 982 332
patrik.ralph@darwin.nt.gov.au

ELECTED MEMBER ALLOWANCES

Elected member allowances are set by the Northern Territory Remuneration Tribunal each year. The Report and Determination No. 1 of 2026 – Determination of Allowances for Members of Local Government Councils was made on 9 December 2025 and tabled in the Northern Territory Legislative Assembly on 13 March 2026.

The Determination sets the value of allowances for councillors, deputy principal members, and the principal member. Allowances are paid in accordance with City of Darwin Elected Members Expenses, Facilities and Support Policy.

The annual councillor allowance has increased by 3 per cent from the previous financial year. The Principal Member allowance has also increased \$2,000 to align with the changes to the extra meeting/activity allowance cap for other elected members. The allowance cap increased from \$10,000 to \$12,000 in the 2026/27 financial year. The professional development allowance has increased by \$3,500 to a maximum of \$7,500 per member per year, and there have been no changes to the vehicle allowances for City of Darwin elected members.

Principal Member (Lord Mayor)	
Type of allowance	Principal member allowance from 1 July 2026
Principal Member allowance	\$134,288.00
Councillor allowance	\$34,037.00
Vehicle allowance	\$25,000.00
Professional development allowance	\$7,500.00
Deputy Principal Member (Deputy Lord Mayor)	
Type of allowance	Deputy principal member allowance from 1 July 2026
Deputy Principal Member allowance	\$23,800.00
Councillor allowance	\$34,037.00
Extra meeting/activity allowance	Up to 2 hours \$200.00 Between 2 and 4 hours \$300.00 More than 4 hours \$500.00 (maximum payable for any one day) Extra meeting allowance capped at \$12,000.00 per financial year Extra meeting allowance not included in \$12,000 cap
Professional development allowance	\$7,500.00
Councillor	
Type of allowance	Councillor ordinary base allowance from 1 July 2026
Councillor allowance	\$34,037.00
Extra meeting/activity allowance	Up to 2 hours \$200.00 Between 2 and 4 hours \$300.00 More than 4 hours \$500.00 (maximum payable for any one day) Extra meeting allowance capped at \$12,000.00 per financial year Extra meeting allowance not included in \$12,000 cap
Vehicle allowance	Travel exceeds 50km from home base Vehicle allowance will be in the form of kilometre allowance, at rates set by the Australian Taxation Office each year Capped at \$10,000 per financial year
Professional development allowance	\$7,500.00




- 01 Introduction
- 02 Our highlights
- 03 Our Council**
- 04 Our approach to planning
- 05 Our service delivery
- 06 Budget
- 07 Fees and charges

Elected Member Inauguration

04

OUR APPROACH TO PLANNING





Cavanagh Street streetscape and landscape upgrades

- 01 Introduction
- 02 Our highlights
- 03 Our Council
- 04 **Our approach to planning**
- 05 Our service delivery
- 06 Budget
- 07 Fees and charges



STRATEGIC PLANNING FRAMEWORK



Scan the QR code to view City of Darwin's Strategic Plan Darwin 2030: City for People, City of Colour.

Informed by:

- Legislation (Australian and NT)
- City of Darwin By-laws 2023
- NT Government strategies and policies
- City of Darwin Long Term Financial Plan
- Long term asset management plans
- Other City of Darwin strategies and policies

LONG TERM FINANCIAL PLAN

City of Darwin's Long Term Financial Plan (LTFP) extends across a ten-year period and ensures we maintain a focus on managing our medium and long-term financial position, so that successive Councils inherit a financially sound organisation.

Given the changing nature of many of the assumptions, the LTFP is a living document that is periodically updated to ensure it remains fit for purpose. Unforeseen events, changes in

strategic direction or additional grants need to be evaluated in relation to the currency of the LTFP as seemingly minor changes may have a compounding effect on City of Darwin's capital plans.

The plan outlines the assumptions that the financial model is based on and the subsequent impact of those assumptions on future revenue, operational and capital expenditure.



Scan the QR code to view City of Darwin's Long Term Financial Plan.

ADVOCACY AND COLLABORATION

City of Darwin partners with a range of organisations to provide leadership, secure funding and investment, and influence policy outcomes with other tiers of government. We maintain key partnerships and representation on the below groups.

Council of Capital City Lord Mayors (CCCLM)

CCCLM provides a national corporate entity for the effective coordination and representation of the interests of Australia's capital cities in their relations with other spheres of government. CCCLM contributes to national policy priorities for economic development, housing and homelessness, infrastructure, climate action and city resilience, and facilitates political and stakeholder engagement activities with federal members.

Australian Local Government Association (ALGA)

The national voice of local government representing 537 councils across Australia, ALGA provides a local government perspective on national affairs, as well as providing submissions and representation to government and parliamentary inquiries and national bodies. City of Darwin is a member of ALGA.

Local Government Association of the Northern Territory (LGANT)

The peak body representing the local government sector in the Northern Territory, LGANT advances the interests of local government in the Northern Territory through policy development, advocacy, representation, training, capacity building and support. City of Darwin is a member of LGANT, and City of Darwin Councillor Peter Pangquee currently sits as the President of LGANT.

Top End Regional Organisations of Council (TOPROC)

TOPROC comprises of seven Top End Councils that represent around 78 per cent of the Northern Territory's population: Belyuen Community Government Council, City of Darwin, City of Palmerston, Coomalie Community Government Council, Litchfield Council, Tiwi Islands Regional Council and Wagait Shire Council. It is committed to the sustainable development of our Greater Darwin region and progresses common issues.

05

OUR SERVICE DELIVERY





Civic Centre Library staff

01 Introduction

02 Our highlights

03 Our Council

04 Our approach to planning

05 Our service delivery

06 Budget

07 Fees and charges



Corporate Structure

Operating on a four-hub structure including the Office of the Lord Mayor and Chief Executive Officer (OLMCEO), has allowed City of Darwin to be aligned to the council functions and objectives in the *Local Government Act 2019*. This has created a more agile organisation focused on collaboration and streamlined decision making to ultimately deliver better services to our community.



OFFICE OF THE LORD MAYOR AND CHIEF EXECUTIVE

Simone Saunders
Chief Executive Officer

- Governance and Strategy
- Marketing, Communications and Engagement
- Office of the Lord Mayor and CEO



COMMUNITY

Matt Grassmayr
General Manager

- Community and Cultural Services
- Library and Family Services
- Operations
- Regulatory Services



CORPORATE

Natalie Williamson
General Manager

- Corporate and Customer Service
- Finance
- Human Resources and Safety
- ICT Project Management Office
- Infrastructure



INNOVATION

Alice Percy
General Manager

- Digital Innovation and Records
- Environment, Climate and Waste
- Growth and Economic Development
- Technical Services



HOW OUR SERVICES ARE STRUCTURED

In developing the budget, Council considers where the organisation sits on the path towards achieving the Darwin 2030 Strategic Plan. Lord Mayor and Councillors set the strategic direction for the services City of Darwin provide over the coming year and the projects, programs and initiatives resourced for delivery as a priority for the community.

The CEO manages implementation, delivery and performance reporting to Council and community throughout the year.

OUR DELIVERY COMMITMENTS

Council sets an annual budget to resource a program of key deliverables and the indicators by which the standard of City of Darwin's performance will be assessed. The key performance indicator for each of City of Darwin's 2026/27 deliverables is the completion of these actions.

Officers work throughout the year to deliver on these commitments and provide regular reporting to Council and the community on the progress, performance, and any issues arising.



Cavenagh Street Landscape (Garramilla Boulevard to Searcy Street)

Introduction

Our highlights

Our Council

Our approach to planning

Our service delivery

Budget

Fees and charges



SD1: A CAPITAL CITY WITH BEST PRACTICE AND SUSTAINABLE INFRASTRUCTURE

By 2030, a number of strategic infrastructure projects will be developed and delivered

2026/27 deliverables	Hub	Program lead
Deliver the 2026/27 capital works program prioritising stormwater and road renewal works to improve asset sustainability	Corporate	Infrastructure
Progress the Civic Centre and Precinct Redevelopment Project by delivering key 2026/27 milestones	Corporate	Infrastructure



SD2: A SAFE, LIVEABLE AND HEALTHY CITY

By 2030, Darwin will be increasingly recognised as a liveable city

2026/27 deliverables	Hub	Program lead
Progress Waters Ward Multigenerational Recreation Space by delivering key 2026/27 milestones	Corporate	Infrastructure
Deliver the 2026/27 annual events program, including the Bombing of Darwin commemoration	Innovation	Growth and Economic Development
Develop a strategic and inclusive Darwin City Centre parking plan to improve access, efficiency and utilisation	Innovation	Growth and Economic Development



SD3: A COOL, CLEAN AND GREEN CITY

By 2030, Darwin will be recognised as a clean and environmentally responsible city

2026/27 deliverables	Hub	Program lead
Deliver the 2026/27 Greening Darwin Strategy annual funded actions	Community	Operations
Deliver the Stage 7 putrescible cell 2026/27 key milestones at Shoal Bay Waste Management Facility	Corporate	Infrastructure
Progress advanced waste processing opportunities, including exploring partnership models, to support sustainable waste outcomes	Innovation	Waste



Wagaman Oval and storage shed- Artwork: Mudla (Mudcrabs) Denise Quall 2025

Introduction

Our highlights

Our Council

Our approach to planning

Our service delivery

Budget

Fees and charges



SD4: A SMART AND PROSPEROUS CITY

By 2030, Darwin will be a recognised globally as a smart city


2026/27 deliverables	Hub	Program lead
Deliver priority 2026/27 ICT Roadmap initiatives including a customer relationship management system	Corporate	ICT Project Management Office



SD5: A VIBRANT AND CREATIVE CITY

By 2030, Darwin will be a more connected community and have pride in our cultural identity

2026/27 deliverables	Hub	Program lead
Deliver the communications, media and marketing program to strengthen community engagement, awareness and participation	Office of the Lord Mayor and CEO	Marketing Communications and Engagement



GOVERNANCE FRAMEWORK

Vision and Culture

2026/27 deliverables	Hub	Program lead
Deliver proactive risk management to support operations and project delivery	Corporate	Corporate and Customer Service

Roles and Relationships


2026/27 deliverables	Hub	Program lead
Advocate Council's position at national and local levels for the benefit of the Darwin community	Office of the Lord Mayor and CEO	Governance and Strategy

Decision Making and Management

2026/27 deliverables	Hub	Program lead
Deliver the 2026/27 Internal Audit program	Corporate	Corporate and Customer Service

Accountability

2026/27 deliverables	Hub	Program lead
Deliver unqualified 2025/26 City of Darwin Audited Financial Statements	Corporate	Finance
Deliver the 2025/26 Annual Report	Corporate	Corporate and Customer Service



06 BUDGET

The 2026/27 budget was developed with consideration of affordability for the community, while ensuring sufficient funding to meet operational requirements and strategic priorities. In a challenging and uncertain inflationary economic environment, Council continues to face increased costs in the delivery of essential services and in its custodianship of vital community infrastructure. As steward of more than \$1.4 billion in community assets, Council plans to invest \$23.6 million in the maintenance and enhancement of these assets.

The general rate pool has been increased by 5.5 per cent, to maintain essential services while responsibly managing genuine financial pressures. The 5.5 per cent rate increase to an average valued single dwelling property is \$104.99 per year or \$2.02 per week and, including the annual waste levy, the overall indicative increase for an average property is \$2.30 per week. Over the last two years this equates to an average rate rise of 3.5 per cent which is in line with Consumer Price Index headline inflation for this time period.

The balanced strategic approach in revenue generation and focus on the renewal of its existing asset base, underscores Council's commitment to supporting the local community, prudent financial management and long-term financial sustainability.

Council's 2026/27 annual budget is balanced as per legislative requirements.

2026/27 operating budget overview

The operating budget provides details of the income it receives to fund its operations and the expenses it incurs in delivering services to the community.

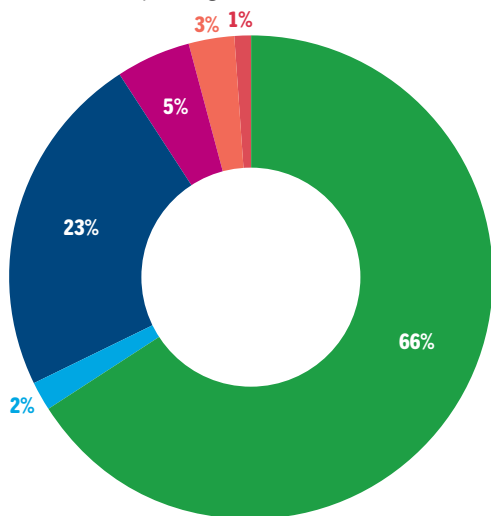
ANALYSIS OF OPERATING BUDGET

Income

Where the funds come from

Operating income (excluding income for capital purposes)

2026/27 total operating income \$145.39 million



Rates and charges	\$95.72M
Statutory charges	\$3.33M
User fees and charges	\$32.93M
Operating grants and subsidies	\$6.9M
Interest/investment income	\$4.07M
Commercial and other income	\$2.44M

Figure 1 2026/27 operating income
(Excluding income for capital purposes)

Table 2 2026/27 operating income
(Excluding income for capital purposes)

Draft annual budget income

Operating Income	Budget	Original Budget	\$	%
	2026/27 \$'000	2025/26 \$'000	2025/26 - Variance to - \$'+INC (-DEC)	2025/26 %'+INC (-DEC)
Rates	84,908	80,478	4,430	5.5%
Charges	10,814	10,398	416	4.0%
Statutory charges	3,330	3,252	78	2.4%
User fees and charges	32,927	29,851	3,076	10.3%
Operating grants and subsidies	6,901	6,667	234	3.5%
Interest/investment income	4,070	3,852	218	5.7%
Commercial and other income	2,437	2,419	18	0.7%
Total income	145,387	136,917	8,470	6.2%

The above chart and table show where City of Darwin generates the income required to service the community and renew or upgrade its asset base.

Revenue from rates is a crucial financial revenue stream for City of Darwin, playing a vital role in ensuring financial sustainability. Rates and charges support a wide range of services, including waste collection and management, community parks and reserves and the upkeep of an extensive network of roads and footpaths. In addition to addressing the infrastructure needs of the community, City of Darwin also provides essential community services such as libraries, community spaces, community events, grants to support local and environmental initiatives, arts and cultural activities, animal management, recreational facilities and many other diverse services.

User fees and charges are the second source of significant revenue for City of Darwin. A large portion of these fees is associated with the operation of the Shoal Bay Waste Management Facility, the sole waste management site in the Top End that serves multiple local government areas. The revenue generated from this facility is exclusively allocated to its operational costs, capital investments, or reserved for future remediation efforts. Council continues its commitment to ensuring that the site is properly remediated upon its closure and that environmental protection measures are upheld both now and in the future.

Operating and capital grants

Council actively collaborates with both the Australian and Northern Territory Governments to optimise the funding received through grants and reduce the reliance on rates for major capital works. These partnerships enable City of Darwin to offer additional services and expedite critical infrastructure projects within the Darwin municipality that might otherwise face delays or be unable to be funded. The budget anticipates \$6.9 million in operating grants and \$4.52 million in capital grants. Operating grants include Financial Assistance Grant, Public Library Services Funding Agreement, Fun Bus and the mosquito control subsidy. Capital grants anticipated include \$3.9 million from Federal Government for the Lee Point Roads to Recovery project, \$0.55 million environmental grant contribution for Casuarina Aquatic and Leisure Centre and \$0.075 million for accessible land-based fishing at Bundilla recreation space.



EXPENDITURE

Where the income goes

Operating expenditure

Expenditure 2026/27 \$157.77 million

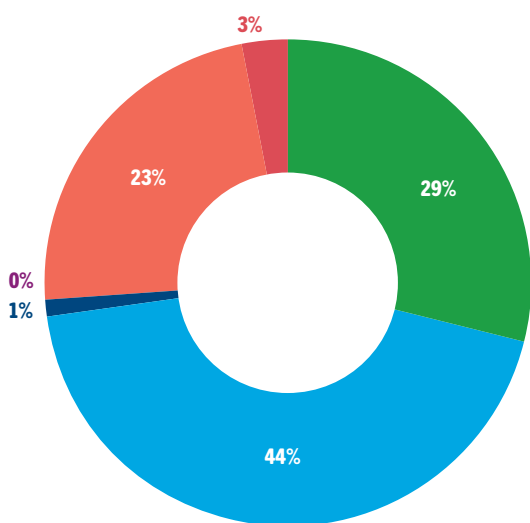


Figure 2 2026/27 operating expenses

Category	Amount (\$M)
Employee expenses	\$45.33M
Materials, contracts and services	\$68.89M
Elected member allowances and expenses	\$0.86M
Council committee allowances	\$0.02M
Depreciation, amortisation and impairment	\$37.83M
Interest expenses	\$4.85M

Table 3 2026/27 operating expenses

Operating expenses	Budget	Original Budget	\$	%
	2026/27 \$'000	2025/26 \$'000	2025/26 - Variance to - \$'+INC (-DEC)	2025/26 %'+INC (-DEC)
Employee expenses	45,325	44,073	1,252	2.8%
Materials, contracts and services	68,886	64,326	4,560	7.1%
Elected member allowances	839	832	7	0.8%
Elected member expenses	21	21	0	0.0%
Council committee allowances	20	20	0	0.0%
Depreciation, amortisation and impairment	37,834	33,536	4,298	12.8%
Interest expenses	4,846	5,664	(818)	(14.4%)
Total expenses	157,771	148,472	9,299	6.3%

The 2026/27 Operating Expenses chart and table show on what categories City of Darwin spends most of its money.

Materials, contracts and services is the largest category of expenditure and these support a wide variety of City of Darwin deliverables. The largest area within the category is waste management and represents the domestic waste collection across the municipality and the operation of the Shoal Bay Waste Management Facility. This is a complex essential function of City of Darwin and costs continue to rise in a challenging economic environment. Council continues to seek opportunities to improve its waste management and waste diversion tactics.

Employee costs are City of Darwin’s second largest expense and reflect investment in a workforce of 380 plus staff in delivering frontline services, support services and administration services. The investment in direct staff ensures City of Darwin maintains a high standard of customer service and compliance with all applicable legislation and requirements for local government.

Depreciation is a non-cash expense, that is, City of Darwin does not need to pay money out of the bank for this expense. It is an expense that based on engineering data and theoretically shows the dollar value of the deterioration of City of Darwin’s assets due to both use and age. In an ideal budget, the level of capital renewal expenditure should match depreciation to ensure assets remain at the same standard and not degrade over time. Council has not yet achieved this target.

CAPITAL WORKS

Delivering for our community

Each year City of Darwin undertakes a capital works program that is a mix of new, renewal or upgrade of existing infrastructure. This is funded from the income streams of rates and charges, grants, contribution and external borrowings as appropriate. City of Darwin builds and maintains the assets that support liveability in Darwin and strives to meet community expectations for the level of amenity a modern city provides.

The 2026/27 capital program prioritises asset renewal and has focused on road renewals and stormwater infrastructure. However, investment remains well below targeted range and further work is required to ensure sustainability of essential infrastructure in the long term.

The capital program includes a broad range of categories.

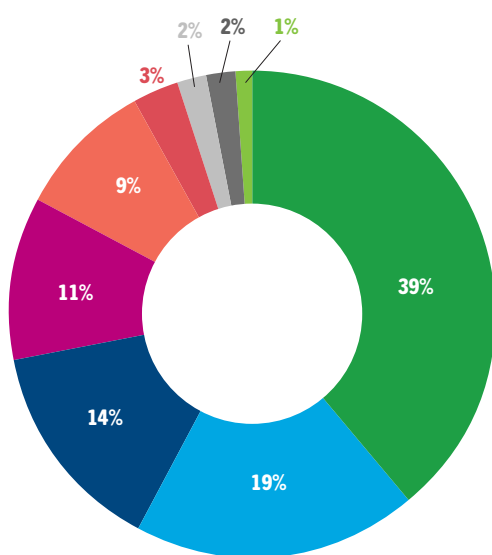


Figure 3 Capital works by asset category

Asset Category	Value
Roads and pathways	\$9.27M
Stormwater	\$4.5M
Waste management	\$3.42M
Plant and equipment	\$2.5M
Recreational	\$2.05M
Environmental	\$0.7M
Buildings	\$0.57M
Street lighting	\$0.43M
Public art	\$0.13M

Table 4 Capital works by asset category

2026/27 BUDGETED CAPITAL WORKS PROGRAM

Program name	2026/27 total program budget \$	Funding source \$		
		Revenue	Reserve	Grant
Roads and pathways				
Access program	62,700	62,700		
Shared paths program • <i>CBD bike paths</i>	300,000		300,000	
Driveway program • <i>Adcock Crescent</i> • <i>Borella Crescent</i> • <i>Creswell Street</i> • <i>Koolpinya Crescent</i>	250,000	250,000		
Walkways resurfacing	65,000	65,000		
Minor capital works	150,000	150,000		
Local area traffic management (LATM) • <i>Limmen Street – children's crossing upgrade</i> • <i>Rowling Street – traffic calming measures</i>	384,000	384,000		
Traffic signal upgrades and replacement • <i>Cavenagh/Daly Street intersection signal review</i>	57,000	57,000		
Road resurfacing and renewal	3,554,052	3,390,052	164,000	
Road reconstruction • <i>Aralia Street and Banksia Street intersection pavement remediation</i> • <i>Bishop Street and Benison Road intersection pavement remediation</i> • <i>Lee Point Road – Roads to Recovery project</i>	4,450,017	550,000		3,900,017
Stormwater				
Stormwater upgrades and reconstruction	4,496,000	4,496,000		

Program name	2026/27 total program budget \$	Funding source \$		
		Revenue	Reserve	Grant
Buildings				
Council buildings renewal <ul style="list-style-type: none"> • <i>Malak Childcare Centre roof replacement</i> • <i>Casuarina Library air handling unit</i> • <i>Casuarina Library solar PV panel replacement</i> 	565,000	565,000		
Plant and equipment				
Smart Cities project	30,000	30,000		
Plant and equipment replacement program	2,200,000		2,200,000	
IT infrastructure	265,000	265,000		
Street lighting				
Street and public lighting upgrades <ul style="list-style-type: none"> • <i>Ramirez Road lighting installation</i> • <i>Civic Park GPO upgrade</i> 	430,000	430,000		
Recreational				
Sports facility upgrades and refurbishment	150,000	150,000		
Playground refurbishment including softfall <ul style="list-style-type: none"> • <i>Clancy Park playground upgrade</i> • <i>Malabar Park playground upgrade</i> 	273,500	273,500		
Waters Ward Multigenerational Recreation Space	1,036,000		1,036,000	
Bundilla land-based fishing	147,000		72,000	75,000
Irrigation infrastructure	255,000	255,000		
Parks infrastructure refurbishment	170,000	170,000		
Darwin General Cemetery upgrade and refurbishment	22,000	22,000		



Program name	2026/27 total program budget \$	Funding source \$		
		Revenue	Reserve	Grant
Environmental				
Climate emergency • <i>Casuarina Aquatic and Leisure Centre solar PV and battery</i>	549,000			549,000
• <i>Pine logs and foreshore fencing</i>	150,000	150,000		
Waste management				
Shoal Bay Waste Management Facility • <i>Stage 7 construction</i> • <i>Stormwater detention basin construction</i> • <i>Resource and Recovery building works</i> • <i>Internal road construction</i> • <i>Cell capping</i>	3,415,000		3,415,000	
Public art				
Civic Centre integrated design	132,500	132,500		
Total	23,558,769	11,847,752	7,187,000	4,524,017



Shoal Bay Waste Management Facility - Stage 2 northern expansion

BUDGETED FINANCIAL STATEMENT 2026/27

The annual budget is presented in the required format of Guideline 5: Budgets of the Local Government Act 2019. Budget financial statements for 2026/27 on the following pages are:

A. Annual budget income and expenditure

This statement outlines:

- all sources of Council's operating income
- all operating expenses. These expenses relate to Council operations and do not include capital expenditure. Depreciation, being the annual allocation of wear and tear on assets is included and is a non-cash item.

The net operating surplus/(deficit) for the year is a measure of Council's financial performance. This figure is determined by deducting total operating expenses from total operating income.

B. Annual budget operating position

This statement summarises the actual flows of funds for the year and is crucial in explaining how Council meets its statutory obligation of having a balanced budget. The statement also explains the change in the cash / funds balance held from the start of the year through to the end of the year. The report shows where City of Darwin received its cash / funds from and what it plans to spend it on.

C. Budgeted statement of financial position

The statement of financial position details what City of Darwin owns (assets) and what it owes (liabilities) at a point in time. In this case, as at 30 June 2027. City of Darwin's net worth is determined by deducting total liabilities from total assets, this is City of Darwin's equity. The larger the equity, the more assets City of Darwin owns outright.

D. Budgeted statement of reserves

This statement provides details of City of Darwin's reserve balances at the start of the year and the transfer from / to reserves for the year. These reserves represent part of the cash assets and investments balance shown on the balance sheet, as they are cash backed. They are generally held to provide for the future upgrade or provision of new infrastructure and assets.

E. Budgeted statement of borrowings (external and internal)

This statement provides details of City of Darwin's existing borrowings as well as any proposed new borrowings. City of Darwin's borrowing policy describes the set of circumstances under which new borrowings can be considered.

F. Capital expenditure and funding

This statement outlines Council's planned capital expenditure for the year by asset class. The statement projects the capital expenditure for the following 4 years and how it is intending to fund this capital investment.

G. Planned major capital works and projected costing

This statement outlines major capital works projects that are either in progress, that will continue over more than one financial year or will be completed in the 2026/27 financial year. City of Darwin's minimum major projects threshold is \$5 million.

Budget assumptions

A budget is an estimation on the income and the expenses that City of Darwin is expected to incur in the forthcoming year, consequently a number of assumptions for uncertain conditions must be made in order to develop an achievable target.

One of the main assumptions applied at City of Darwin is that the service delivery levels (with the exception of new initiatives) to the community remains at the same level and standard as the current year. This has been undertaken in a climate of economic uncertainty, rising local government costs, a tight labour market and ongoing structural supply constraints. This both directly and indirectly impacts the costs to City of Darwin to deliver these services and estimations based on the nature and type of service have been included in the budget to ensure continued quality service delivery.

In order to identify efficiencies and savings to mitigate increased costs in providing services, Council reviews each individual program. Increases in costs are absorbed where possible and CPI or other increases implemented only when unavoidable. Employee costs have been projected to increase in line with the assumptions adopted in the Long-Term Financial Plan.

City of Darwin assumes that demand for user pay services remains consistent with current trends and has increased fees generally by CPI, waste disposal fees at Shoal Bay, which increase in line with LTFP assumption. This is to meet rising costs at the facility and long-term management of the site including remediation works.

Economic conditions remain uncertain for 2026/27 and Council maintains a disciplined approach to monitoring actual income and expenses incurred against its budget and makes necessary amendments and any required rectification actions as needed through the budget review process to ensure continued responsible financial management of community assets and services.



Jingili Water Gardens footbridge upgrade

OUR RATING STRATEGY

Rating strategies

City of Darwin has adopted a rating strategy covering the 2026/27 financial year with the goals of:

- delivering projects and services within a financially sustainable framework
- serving community needs and expectations in delivering priority capital works
- setting out the principles considered by Council in deciding on the mix of rates and annual charges
- consideration of future Councils' needs to fund ongoing maintenance, replacement and rehabilitation.

Rating principles

Council's rate setting and charging structure are based on the following principles:

- **Equity:** defined as broad based and reasonable stakeholder acceptance of each rate or charge structure, derived from a balance of the principles and user pays versus capacity to pay (or deemed capacity to pay) on a case-by-case basis.
- **Effectiveness / efficiency:** defined as meeting the financial, cultural, social, economic, environmental or other corporate objectives of the Council as stated in its long-term plans or policies.
- **Simplicity:** to ensure widespread community of stakeholders understanding and minimise perceived inequities and hidden costs of a complex system.
- **Sustainability:** revenue decisions support the financial strategies for the delivery of infrastructure and services identified in Council's long-term planning.

Rates inclusions

In collating and refining the budget, Council is supported by the CEO and finance team in a series of workshops over many months to:

- examine the social context of the community, its needs, priorities and expectations
- consider NT Government Department of Treasury and Finance public economic outlook
- gain an awareness of the Long-Term Financial Plan
- consider and align to future plans of other tiers of government including their estimates for population growth
- review the mix of services, capital works and other priority initiatives it wants to deliver for the coming year. Together, these elements are considered to arrive at a final program to be funded from rates.

Throughout the year a regime of monthly and quarterly financial reporting which includes cashflow and debtor trends is provided to Council. Carry forward recommendations from officers and a budget variations process include the formal adoption of changes by Council.

Together these transparent governance practices stimulate regular conversations relating to the social and economic effects of the budgeted rating strategy.



RATES AND CHARGES

Rates and charges by major category

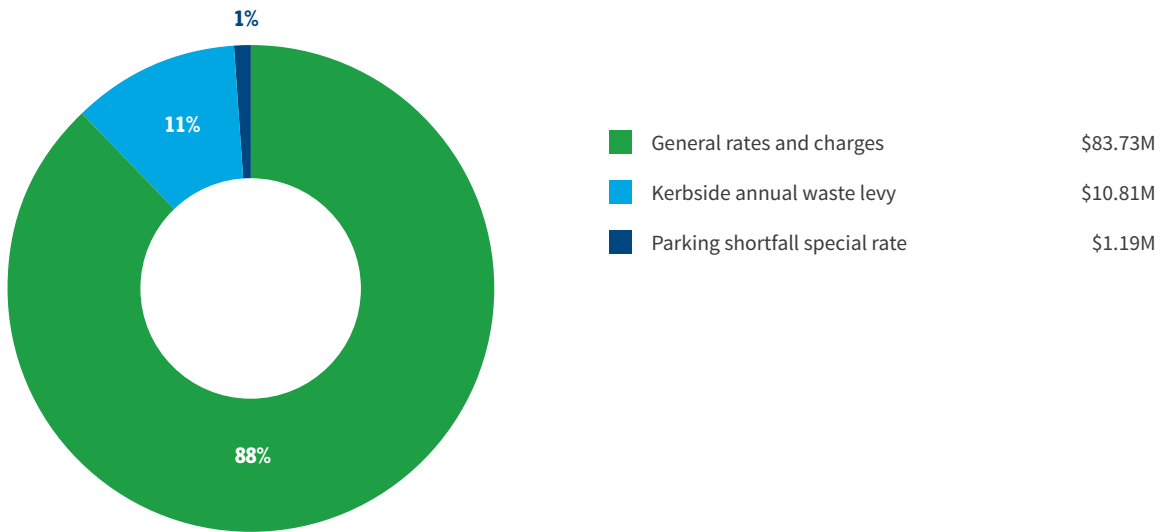


Figure 4 Rates and charges by major category

Table 5 Rates and charges by major category


Council is not immune to the effects of increased inflation and has experienced significant cost increases to its services. For the 2026/27 financial year, Council proposes to increase the revenue generated by general rates by 5.5 per cent. This maintains services Darwin residents depend on while managing real cost pressures. The Council considers that this is a balanced approach that weighs the costs to the community, recognising the rising cost of living for individual ratepayers, against the benefit of the services provided to the community.

The general rates on the average valued single dwelling property is expected to be \$2,013.81 or \$38.73 per week. This is an increase of \$2.02 per week compared to the 2025/26 financial year.

The kerbside garbage collection charge increase reflects the cost of collection and contributes towards the current and future costs of operating, maintaining, and rehabilitating the Shoal Bay Waste Management Facility. It has been proposed to meet these costs by increasing the levy by \$14.57 per annum to \$378.95, or an increase of \$0.28 per week.

Combining both the rates and the annual waste charge, an average valued single dwelling property can expect to pay \$2,392.76 per annum, or \$46.01 per week. This is an increase of just \$2.30 per week compared to the 2025/26 financial year.

Town planning zone	Code	Indicative minimum rate \$	Indicative rate in the dollar \$	\$'000's Estimated income 2026/27
Single dwelling residential; rural residential; rural living; rural	LR; RR; RL; R	1,464	0.0062347	29,839
Multiple dwelling residential; medium dwelling residential; high density residential	MR; LMR; HR	1,538	0.0062347	19,761
Central business	CB	1,855	0.00845139	16,313
Future development; specific use; community purposes; restricted development; utilities; community living	FD; SU; CP; RD; U; CL	1,538	0.0062347	7,124
Tourist commercial; heritage	TC; HT	1,527	0.00619176	497
Commercial; service commercial	C; SC	1,527	0.00800066	3,699
Major shopping centres (equal to or greater than 40,000m ²)		1,527	0.01351626	438
Caravan parks	CV	1,464	0.00454165	53
Public open space; conservation	PS; CN	1,527	0.01231886	20
Organised recreation	OR	606	0.00631324	560
General industry; development	GI; DV	1,527	0.00504925	3,132
Light industry	LI	1,527	0.00581325	1,569
GI special minimum	GI special minimum	381	0.00504925	106
Other rates				617
Estimated general rate income 2026/27				83,728
Rate waivers				(10)
Total estimated general rate income 2026/27				83,718





Example based on average unimproved capital value for a single dwelling residential property	2025/2026 \$	2026/2027 \$	\$ Increase	% Increase
General rates per year	1,908.82	2,013.81	104.99	5.50
General rates per week	36.71	38.73	2.02	5.50
Annual kerbside garbage collection and recycling service	364.38	378.95	14.57	4.00
Combined rates and kerbside waste collection	2,273.20	2,392.76	119.56	5.26
Combined amount per week	43.72	46.01	2.30	5.26

General rates

A differential general rate shall be levied on all rateable properties based on the unimproved capital value (UCV) of the land falling within the above Town Planning Zones under the Northern Territory Planning Scheme as referred to in the Planning Act 1999.

Other rates

The municipal parking rate is assessed and levied in accordance with the Local Government (General) Regulations 2021.

The municipal parking rate may be levied on all land within Central Darwin as defined in Part 4 of the Regulations and as published in the parking usage schedule, available for inspection at City of Darwin's offices.

The proceeds of the municipal parking rate are used for the provision, operation and maintenance of land, facilities, services and improvements in relation to the parking of vehicles in central Darwin. The parking rate shortfall per parking space for 2026/27 is \$294.19.

Waste management charges

City of Darwin residents who pay the waste levy are provided with domestic waste and recycling collection services and free disposal of domestic quantities of household waste in a non-commercial vehicle via Shoal Bay Waste Management Facility access tags.

Both the domestic and commercial waste management fees for 2026/27 are published in the Fees and Charges booklet and in the back of the Municipal Plan.

Waste management charges support both operational costs and the significant capital investments that support environmental compliance and the long-term sustainability of Shoal Bay Waste Management Facility.

The Waste management levy has increased by 4 per cent this financial year due to escalating waste collection costs; this increase is in alignment with the long-term financial plan.

A. Annual budget income and expenditure

Annual budget income and expenditure	Budget 2026/27 \$'000	Original budget 2025/26 \$'000
Operating income		
Rates	84,908	80,478
Charges	10,814	10,398
Statutory charges	3,330	3,252
User fees and charges	32,927	29,851
Operating grants and subsidies	6,901	6,667
Interest/investment income	4,070	3,852
Commercial and other income	2,437	2,419
Total income	145,387	136,917
Operating expenses		
Employee expenses	45,325	44,073
Materials, contracts and services	68,886	64,326
Elected member allowances	839	832
Elected member expenses	21	21
Council committee allowances	20	20
Depreciation, amortisation and impairment	37,834	33,536
Interest expenses	4,846	5,664
Total expenses	157,771	148,472
Budgeted operating surplus/(deficit)	(12,384)	(11,555)

* Numbers in statements may include minor rounding differences



B. Annual budget operating position

Annual budget operating position	Budget 2026/27 \$'000	Original budget 2025/26 \$'000
Operating result from income statement	(12,384)	(11,555)
Add non-cash items		
Add back other non-cash items	1,868	2,100
Add back depreciation (non-cash)	37,834	33,536
Total non-cash items	39,702	35,636
Less additional outflows		
Capital expenditure	(23,559)	(91,509)
Repayment of borrowings and advances	(7,351)	(6,084)
Total additional outflows	(30,910)	(97,593)
Add additional inflows		
Capital grant and contribution income	4,524	700
Sale of infrastructure, property, plant and equipment	500	3,512
Net transfers from (-to) reserves	(1,432)	69,300
Total additional inflows	3,592	73,512
Net budgeted operating position	0	0

*Numbers in statements may include minor rounding differences



C. Budgeted statement of financial position

Budgeted statement of financial position As at 30 June 2027	Budget 30/06/2027 \$'000	Audited 30/06/2025 \$'000
Current assets		
Cash and investments - unrestricted	15,167	26,322
Cash and investments - externally restricted	26,508	49,494
Cash and investments - internally restricted	11,706	82,893
Trade and other receivables	15,629	14,166
Inventories	272	265
Total current assets	69,282	173,140
Non-current assets		
Other financial assets	2,500	4,500
Infrastructure, property, plant and equipment	1,377,141	1,381,455
Total non-current assets	1,379,641	1,385,955
TOTAL ASSETS	1,448,923	1,559,095
Current liabilities		
Trade and other payables	22,032	21,357
Borrowings	7,649	8,255
Provisions	7,886	6,582
Lease liabilities	118	663
Total current liabilities	37,685	36,857
Non-current liabilities		
Trade and other payables	0	7
Borrowings	60,713	73,713
Provisions	50,319	46,268
Lease liabilities	0	797
Total non-current liabilities	111,032	120,785
TOTAL LIABILITIES	148,717	157,642
NET ASSETS	1,300,206	1,401,453
Equity		
Accumulated surplus	262,858	269,932
Asset revaluation reserve	999,134	999,134
Other reserves	38,214	132,387
Total equity	1,300,206	1,401,453

* Numbers in statements may include minor rounding differences

Municipal Plan 2026/2027

Introduction

Our highlights

Our Council

Our approach to planning

Our service delivery

Budget

Fees and charges

D. Budgeted statement of reserves

For the year ended 30 June 2027

Externally restricted reserves	Opening balance budget \$	Transfers to/ (from) \$	Closing balance budget \$
CBD carparking shortfall - developer contributions	973,920	48,824	1,022,744
CBD carparking shortfall - rate levy	4,573,999	1,447,393	6,021,392
Developer contributions	2,010,184	90,573	2,100,757
Highway/commercial carparking shortfall	59,871	2,697	62,568
Market site development	717,194	68,015	785,209
Unspent grants	423,000	(243,102)	179,898
Waste management	7,813,901	(108,220)	7,705,681
Waste remediation	5,946,406	2,682,920	8,629,326
Total externally restricted reserves	22,518,475	3,989,100	26,507,575
Internally restricted reserves	Opening balance budget \$	Transfers to/ (from) \$	Closing balance budget \$
Asset replacement and refurbishment	990,291	126,494	1,116,785
Carry forward	3,572,000	(1,572,000)	2,000,000
DEC asset replacement/refurbishment	331,477	0	331,477
Disaster contingency	2,587,765	90,572	2,678,337
Election expense	138,490	130,000	268,490
Environmental	44,164	0	44,164
IT strategy	712,640	(700,000)	12,640
Nightcliff community hall	22,810	19,000	41,810
Off and on street carparking	4,001,514	4,264	4,005,778
Plant and vehicle replacement	1,861,923	(655,618)	1,206,305
Total internally restricted reserves	14,263,074	(2,557,288)	11,705,786
Total all reserves	36,781,549	1,431,812	38,213,361

Notes:

1. Opening Balances as per 2nd Budget Review with known adjustments.
2. Early adopted carry forwards will be rolled out as part of EOY Carry forward program and excluded, except where funding 2026/27 MP Capital Program.
3. Reserves with nil budgeted balances and movements are not listed
4. Numbers in statements may include minor rounding differences.

The purpose of reserve funds in general is to:

- ensure, where applicable, that funds are held separately and only utilised for the proper legal purposes. The main examples of such funds are developer contributions for specific purposes.
- assist the Council to avoid sudden changes in rates and enable a stable pricing path throughout its long-term financial plans.
- provide a contingency or provision for unexpected events such as natural disasters, cyclones or events that are likely to take place by cannot be predicted reliably into any particular year.

The opening balances in 2026/27 budgeted statement of reserves are projected as at 30/06/2026 (excluding carry forwards of existing programs which will be rolled out as part of end of financial year processes).

Only those reserves with an anticipated opening balance above zero or known movements to occur are included in the 2026/27 budget. As outlined in Council Policy 3010.100.E.R Financial Reserve Policy, reserves maybe deactivated and reactivated from time to time where there is a nil balance or a Council resolution.

E. Budgeted statement of external borrowing

Statement of external borrowing for the year ending 30 June 2027	\$'000's
Loans	
Opening balance	75,713
New proposed borrowing	0
Principal repayments	7,351
Closing balance	68,362



Camphor street and Oleander Street intersection landscape upgrade

Table of internal loans

Loans by function/service		1/7/2026				30/6/2027						
Name	Original amount \$	Date borrowed	Term/years	Interest rate	No. repayments PA	P+I \$ 2025/26	Reserve lent from	Purpose	Opening balance \$	Principal raised \$	Principal repaid \$	Closing balance \$
IL4 2017 (set)	4,000,000	30/6/2017	10.0	2.90%	4	462,238	Parking	Waste	453,979	0	453,979	0
IL5 2017 (set)	227,000	30/6/2017	15.0	2.90%	4	18,717	ARR	Waste	102,732	0	15,909	86,823
IL13 2025 (set)	5,500,000	30/6/2026	5.0	0.00%	4	1,100,000	Waste R	Waste	5,500,000	0	1,100,000	4,400,000
IL3 2016 Nighthcliff Café (set)	1,442,437	30/6/2016	17.0	2.90%	4	107,777	ARR	NC Café	680,572	0	89,003	591,569
IL9 2022 Parklets	210,000	30/6/2022	3.0	0.00%	4	6,240	Plant	Parklets	250,000	0	0	250,000
Grand total internal loans	12,879,437					1,694,972			6,987,283	0	1,658,892	5,328,392
Summary of loans by lending reserve												
Asset replacement and refurbishment (ARR)						126,494			783,304	0	104,912	678,392
Off and on street parking (Parking)						462,238			453,979	0	453,979	0
Plant replacement (Plant)						6,240			250,000	0	0	250,000
Waste remediation (Waste R)						1,100,000			5,500,000	0	1,100,000	4,400,000
Grand total internal loans						1,694,972			6,987,283	0	1,658,892	5,328,392

* Internal loans are based on 4 quarterly repayments p.a.

F. Capital expenditure and funding

Asset category	2026/27 financial year	2027/28 financial year	2028/29 financial year	2029/30 financial year	2030/31 financial year
Buildings and structures (includes parking building)	565,000	665,096	685,049	705,600	3,719,712
Environmental	699,000	366,150	371,134	376,269	379,794
Parks, playgrounds and reserves	2,053,500	4,269,086	1,714,658	1,761,598	1,793,830
Plant and equipment	2,495,000	2,379,771	2,391,165	2,402,899	2,410,957
Public art	132,500	189,886	195,582	201,450	205,479
Roads and pathways	9,272,769	7,918,680	11,811,281	5,970,620	6,080,032
Stormwater infrastructure	4,496,000	2,076,875	2,139,181	1,375,236	1,402,741
Street and public lighting	430,000	949,428	977,911	1,007,249	1,027,394
Waste management	3,415,000	320,000	10,913,000	8,210,000	8,416,000
Grand total	23,558,769	19,134,972	31,198,962	22,010,921	25,435,939
Total capital expenditure funded by:					
Operational income	11,347,752	13,222,875	11,481,962	11,800,921	15,019,939
Capital grants and contributions	4,524,017	2,262,097	6,000,000	0	0
Transfers from reserves	7,187,000	3,650,000	13,717,000	2,060,000	10,416,000
Borrowings	0	0	0	8,150,000	0
Sale of assets (including trade-ins)	500,000	0	0	0	0
Grand total	23,558,769	19,134,972	31,198,962	22,010,921	25,435,939

* Data sourced from the Long-Term Financial Plan 2023 -2033, adjusted for known variations

* Projected borrowings require Ministerial Approval

* Grant funded projects are subject to securing funding

G. Planned major capital works and projected costing

Class of assets	By major capital project*	Total prior year(s) actuals* \$	Previous allocated budget (\$)**	2026/27 financial year budget \$	2027/28 financial year budget \$	2028/29 financial year budget \$	2029/30 financial year budget \$	2030/31 financial year budget \$	Total planned budget \$ (G=A+B+C+D+E+F)	Expected project completion date
Buildings	Civic Centre and Plaza Precinct Redevelopment	8,904,755	47,600,000						47,600,000	30/6/2028
Buildings	Civic Centre Public Carpark/ CBD Parking	16,525,658	30,000,000						30,000,000	30/6/2028
Buildings	Project contingency		2,000,000						2,000,000	30/6/2028
Roads and Pathways	Dinah Beach Road upgrade				6,000,000				6,000,000	30/6/2030
Roads and Pathways	R2R - Lee Point Road upgrade	97,827	237,886	3,900,017	2,262,097				6,400,000	30/6/2028
Waste Management	Cell 7 development	338,124	8,750,000	630,000					9,380,000	30/6/2027
Waste Management	Cell 8 development						8,150,000		8,150,000	30/6/2030
Waste Management	Cell capping and remediation^			285,000		10,853,000		8,416,000	19,554,000	30/6/2031
	TOTAL	25,866,364	88,587,886	4,815,017	2,262,097	16,853,000		8,416,000	129,084,000	

*Actuals information as at February 2026

*Projects may be mix of asset classes, will be adjusted accordingly on capitalisation

**Previous allocated budget includes original budgets & any amendments to the project budget

^^ Forecast of major projects are based on the LTFP with amendments to timing as required

2026/27 ANNUAL BUDGET KPIS

Budgeted financial performance indicators (KPIs)

% of rate debtors outstanding	Target	Actual 2024/25	Budget 2025/26	Budget 2026/27
	<5%	6.1%	6.5%	6.2%

This indicator is designed to measure Council's effectiveness in recovering debts legally owed to it.

Debt servicing ratio	Target	Actual 2024/25	Budget 2025/26	Budget 2026/27
	<10%	9.4%	7.0%	7.1%

This indicator is designed to show what proportion of revenue is required as a commitment to fund Council's loan repayments. Finance costs excludes interest expense of unwinding Waste remediation liabilities as a non cash item.

Liquidity ratio – unrestricted	Target	Actual 2024/25	Budget 2025/26	Budget 2026/27
	≥1.50	3.35	1.3	1.1

This indicator is designed to measure whether Council has the ability to pay its debts as they fall due expressed as a factor of one; (Current Assets minus Externally Restricted Reserves)/Current Liabilities.

Rates ratio	Target	Actual 2024/25	Budget 2025/26	Budget 2026/27
	60%-70%	63.2%	61.2%	60.7%

This indicator is designed to measure Council's ability to cover its day to day expenses through its own rates and annual charges.

Operating surplus/(deficit)	Target	Actual 2024/25	Budget 2025/26	Budget 2026/27
	Break-even	\$1.40M	(\$11.56M)	(\$12.38M)

This indicator is designed to provide information on the result of ordinary operations including depreciation, which is a non cash expense. Council does not fund depreciation rather it funds the capital expenditure program.

Operating surplus before depreciation	Target	Actual 2024/25	Budget 2025/26	Budget 2026/27
	\$25M - \$35M	\$35.6M	\$22.0M	\$25.5M

This indicator is designed to provide information on the result of ordinary operations before depreciation, which is a non cash expense. Excluding depreciation gives the amount of operating income over and above operating expenses that is available to fund capital expenditure.

Asset sustainability ratio	Target	Actual 2024/25	Budget 2025/26	Budget 2026/27
	100%	35.7%	37.4%	34.1%

This indicator is designed to indicate the extent to which Council is renewing its assets. A ratio of 100% or more indicates that Council spends at least the amount of depreciation each year on renewing assets.



APPENDIX A – INDEX OF TABLES AND FIGURES

- 01 Introduction
- 02 Our highlights
- 03 Our Council
- 04 Our approach to planning
- 05 Our service delivery
- 06 Budget**
- 07 Fees and charges

ABOUT THIS MUNICIPAL PLAN

Each year the Municipal Plan is developed by Councillors under the leadership of the Lord Mayor. It establishes the strategic direction, resourcing, funds available and income streams for the coming year to deliver programs, projects and actions that work towards achieving the 2030 vision. It is Council's commitment to the community, Minister and Agency about the annual strategic resourcing decisions it has decided as the next steps towards achieving the adopted long-term strategy, Darwin 2030: City for People. City of Colour.

Harry Chan Avenue
GPO Box 84 Darwin NT 0801

For enquiries phone us from
8am – 5pm on 8930 0300
or email darwin@darwin.nt.gov.au

DARWIN.NT.GOV.AU




CITY OF DARWIN

FEES AND CHARGES

2026/2027



Effective 1 July 2026



CONTENTS

General conditions	58	Car parking	66
Fees		Car parking - off-street	
Not-for-profit organisations		Car parking - on-street	
Pensioner concessions		Car parking - conditions	
Indemnity		Car parking area - alternative uses	
Credit card surcharge			
Responsibility for damage to City of Darwin property		Cemetery charges	72
Seasonal oval allocations		Cemetery charges	
Single use plastics		Memorial niche wall	
		Memorials	
Administration fees	60	Infant subsidy	
Assessment record inspection fee			
Rate search		Community centre charges	74
Dishonoured cheque/direct debit		Community centres	
Preparation of licence and agreement conditions			
Research and/or retrieval of City of Darwin records		Commercial and other outdoor activities	75
Cancellation of hire of City of Darwin facilities and resources		Conduct business in a public place - permit	
Data insights		Filming in a public place - permit	
Interest on overdue debtor accounts		Street food vending permit	
		Outdoor trading	
Applications under Freedom of Information	62	Minibus locations	
Personal information		Miscellaneous permits	
Non-personal information			
Other services		Dog and cat fees and charges	78
Deposit for processing fees		Registration	
		Concessions (including TPI Gold Card holders)	
Advertising signs	64	Licence fees	
Signs on public land that require a permit		Impounding	
Miscellaneous signs		Miscellaneous	
Bins – additional domestic service	65	Libraries	80
Bins - additional domestic service		Library meeting room	
Bins - return collection service		Inter-library loan	
		Library replacement items	
		Library printing	

Outdoor venue hire and events	82	Sporting ovals	93
Small and low risk events - outdoor venue hire		Sporting grounds, ovals	
Comprehensive events - outdoor venue hire		Gardens Oval building hire	
Gardens Oval One		Gardens Oval complex	
Gardens Amphitheatre		Regional ovals (Gardens Oval One)	
Event equipment hire		District and local ovals (Gardens Oval 2 and all other ovals)	
Miscellaneous outdoor venue hire and events		Oval toilet keys	
		Sporting ovals signage	
Parks	85	Sports oval lighting	
After hours callouts			
Memorials		Tennis courts	97
Private works	86	Trees, shrubs	97
Works permit		Valuation of stolen/damaged trees, shrubs	
Inspections for proposed works			
Works within road reserve		Waste disposal – Shoal Bay	98
Private works within open spaces		Domestic access	
Development permit conditions, assessment and clearance		Commercial	
Assessment and approval of subdivisions and other development related works			
Public swimming pools	89		
City of Darwin operated public pools			
General hire			
Water sports association			
Royal Life Saving Society			
Regulatory services	91		
Untidy allotments			
Miscellaneous			
Regulatory services court costs			



The following general conditions apply to all City of Darwin fees and charges.

GENERAL CONDITIONS

Fees

Within this document facility hire states three levels of fees.

These are:

- the full fee payable,
- the concessional fee for regular weekday use by not-for-profit community organisations, and
- a concessional fee for either one-off events on Friday evenings or weekends, or events which span more than the sessional use specified.

Not-for-profit organisations' requests for concession fees to be negotiated must be in writing.

Non-for-profit organisations

The definition for eligibility for concession fees is:

A self-help group (not operated by commercial interests and stated as not-for-profit by statutory declaration), or a not-for-profit community organisation (incorporated under the Associations Act).

Pensioner concessions

Some fees and charges within this document allow a concession for pensioners. All people seeking such concession must provide appropriate proof of eligibility, such as a Commonwealth Health Care Card, or a Northern Territory Pensioner Concession Card.

Indemnity

Organisations hiring City of Darwin facilities are required to have public liability insurance cover.

Groups and individuals without their own public liability insurance must be aware that City of Darwin will not be held liable for any accident occurring through the actions or negligence of group members or guests.

Credit card surcharge

City of Darwin may impose a surcharge of 0.4% on payments made using a credit card. This surcharge charge will not apply from 1 October 2026.

✗ = Item is exempt from GST per ATO Division 81.

Amounts in **BOLD** indicate GST is applicable and has been included

Responsibility for damage to City of Darwin property

The cost of damage to City of Darwin property will be recovered from the party responsible. In the case of hire of City of Darwin property, the hirer will be held responsible and in the case of a permit/licence, the permit/licence holder will be held responsible. The cost of repairs will be calculated as the:

- actual invoiced cost to City of Darwin of materials and services used plus cost of City of Darwin labour, plant and stores used, including overheads
- total cost to be recovered will be the costs above plus 15%.

Seasonal oval allocations

City of Darwin ovals are made available for sporting organisations to use for wet and dry season competition, training and pre-season use.

Seasons: wet season 1 October to 31 March

dry season 1 April to 30 September

City of Darwin allocates ovals through peak sporting bodies in the first instance so they can arrange club fixtures.

The definition of a peak sporting body is an organisation representing the interests of those involved in the nominated sport and one affiliated with a national body that recognises the peak body for the sport in the NT.

A peak body will also be registered as an incorporated body with the Department of Territory Families, Housing and Communities and hold a current public liability insurance policy.

Single use plastics

In January 2019, City of Darwin implemented a ban on all single use plastics at City of Darwin events and events held on City of Darwin land including markets. These changes have been implemented to reduce the amount of single use plastic used and protect Darwin's unique environment.

The ban on single use plastics relates to all City of Darwin permits and leases and these were updated from 1 January 2019 to reflect this change. Further information on how to conduct an event without single use plastics is available at

www.darwin.nt.gov.au

✗ = Item is exempt from GST per ATO Division 81.

Amounts in **BOLD** indicate GST is applicable and has been included

ADMINISTRATION FEES

Assessment record inspection fee

Section 230(4) of the Local Government Act 2019 (NT) states that any person with sufficient interest is entitled to inspect or copy the Assessment Record, when the City of Darwin office is open to the public, at a fee fixed by the Council.

Section 230(6) provides circumstances where the inspection can be free of charge.

Assessment record inspection 2025/26	2026/2027 Including GST
	\$
Assessment record inspection	25.00 X

Rate search

Written confirmation will only be supplied upon receipt of the fee together with a written request.

Rate search	2026/2027 Including GST
	\$
Rate search fee – per property	
One business day prior notice	70.00 X
Urgent same day request	130.00 X
Reprint of rate notice – per copy	
Current rating year	11.00
Prior rating years	30.00
Provision of written confirmation by facsimile, email or post – per request	35.00

Dishonoured cheque/direct debit	2026/2027 Including GST
	\$
Administration fee – per instance	45.00

X = Item is exempt from GST per ATO Division 81.

Amounts in **BOLD** indicate GST is applicable and has been included

Preparation of licence and agreement conditions	2026/2027 Including GST \$
--	---

Prepared by external solicitor <i>*depending on the nature, some disbursements may be GST free</i>	Solicitors and disbursement costs*
Prepared in house	395.00

Research and/or retrieval of City of Darwin records	2026/2027 Including GST \$
--	---

To conduct research of City of Darwin records where due to the nature of the research and/or staff time involved, other published charges are inadequate, charge is per staff member/hour or part of an hour. Archive retrieval costs are additional	Actual cost at hourly rate +15%
--	--

Cancellation of hire of City of Darwin facilities and resources	2026/2027 Including GST \$
--	---

Permit administration fee <i>Per amendment in excess of one initial change and cancellation if notification less than two weeks prior</i>	35.00
--	--------------

Data insights	2026/2027 Including GST \$
----------------------	---

Generic insights - movement, place and economic data (per month)	By negotiation
Custom insights - movement, place and economic data (per month)	By negotiation
Ongoing insights - movement, place and economic data (per annum)	By negotiation
Event attendance insights (one time fee up to 3-day event)	By negotiation

Interest on overdue debtor accounts	2026/2027 Including GST \$
--	---

Charged on debtor account balances overdue in excess of 30 days, if no default rate otherwise specified in debt creation documentation	18.00% per annum ×
--	---------------------------


× = Item is exempt from GST per ATO Division 81.

Amounts in **BOLD** indicate GST is applicable and has been included



APPLICATIONS UNDER FREEDOM OF INFORMATION

Personal information	2026/2027 Including GST \$
Application fee	Free X
Supervised inspection	
First 2 hours	Free X
Every hour or part of an hour after 2 hours	25.00 X
Non-personal information	2026/2027 Including GST \$
Application fee	30.00 X
Searching and decision-making (per hour)	25.00 X
Retrieval from storage	Actual cost X
Supervised inspection (for every hour or part of an hour)	25.00 X
Application fee for combined personal and non-personal information	30.00 X



X = Item is exempt from GST per ATO Division 81.

Amounts in **BOLD** indicate GST is applicable and has been included

Other services	2026/2027 Including GST \$
Packaging materials for delivering or posting articles	Actual cost ×
Delivery or postage charges	Actual cost ×
Retrieval from storage	Actual cost ×
Photocopies of documentation	
Per page of black and white A4 paper	0.20 ×
Other	Actual cost ×
Copies of disks, films or tapes, written transcripts, other services to enable the applicant to physically access information, hiring out equipment or facilities to enable applicant to view or listen to disk, film or tape	Actual cost ×
Operating equipment to copy disk, film or tape or to enable applicant to view or listen to disk, film or tape (per hour or part of an hour)	25.00 ×
Deposit for processing fees	2026/2027 Including GST \$
If the processing fee is estimated to be greater than \$25 and less than \$100	25.00 ×
If the processing fee is estimated to be more than \$100	50% of the estimate ×

× = Item is exempt from GST per ATO Division 81.

Amounts in **BOLD** indicate GST is applicable and has been included

ADVERTISING SIGNS

Signs on public land that require a permit	2026/2027 Including GST \$
Application fee	190.00 X
Removal, custody and release fee for unauthorised movable signs	180.00
Removal, custody and release fee for unauthorised fixed signs	180.00 In addition to costs incurred +15%
Public land minimum rate per year	190.00 X
OR	
Rate per square meter (whichever is greater) per year	80.00 X

Note

Specifications and requirements available from City of Darwin

Miscellaneous signs	2026/2027 Including GST \$
Banner sites	
Commercial – per week	220.00 X
Not-for-profit organisation – per week	70.00 X
Release fee for unauthorised banners (By-law 133)	175.00
Street light banners – per banner (includes costs to erect, maintain, and remove)	180.00

X = Item is exempt from GST per ATO Division 81.

Amounts in **BOLD** indicate GST is applicable and has been included

BINS – ADDITIONAL DOMESTIC SERVICE

Bins – additional domestic service	2026/2027 Including GST \$
240 litre garbage bin – kerbside service per annum	645.00
240 litre recycling bin – kerbside service per annum	146.00
240 litre garbage bin – manual service per annum	712.00
240 litre recycling bin – manual service per annum	525.00
1,100 litre garbage bin – per annum	3,032.00
1,100 litre recycling bin – per annum	2,174.00

Bins – return collection service	2026/2027 Including GST \$
Return collection service	42.00

Note

For strata titled units additional services costs will be invoiced annually directly to the body corporate. The body corporate will distribute additional waste service expenses equally among all owners of a development through the body corporate fees. Additional services costs for non-strata titled units will be charged annually in conjunction with the municipal rates and charges, appearing on the annual notice of rates and charges.

✗ = Item is exempt from GST per ATO Division 81.

Amounts in **BOLD** indicate GST is applicable and has been included

CAR PARKING


Car parking – off-street

Car parking – off-street	2026/2027 Including GST \$
Permit parking – annual (12 months July to June)	
West Lane	2,200.00
Dragonfly	1,560.00
Nichols Place, Darwin Oval	1,200.00
Mitchell/Daly Street	575.00
Woods/Daly Street	480.00
Permit parking – quarterly	
West Lane	640.00
Dragonfly	450.00
Nichols Place, Darwin Oval	345.00
Mitchell/Daly Street	210.00
Woods/Daly Street	170.00
Permit parking – monthly	
West Lane	220.00
Dragonfly	155.00
Nichols Place, Darwin Oval	120.00
Mitchell/Daly Street	62.00
Woods/Daly Street	50.00
Cancellation of a parking permit (cancellation notice period – no refunds within 30 days)	60.00
All day parking – per day	
West Lane early bird – Monday to Friday, park and pay before 9am	10.30
Dragonfly early bird – Monday to Friday, park and pay before 9am	7.20
Nichols Place, McLachlan Street, Darwin Oval	5.50
McMinn Street, Mitchell Street, Woods/Daly Street, Mitchell/Daly Street	5.10
Casual parking – Monday to Friday per hour (up to 7 hours or pro rata)	
West Lane	2.10
Dragonfly	1.60
Overnight parking – per night (5.00pm to 8.00am the following day, Monday to Thursday inclusive)	
West Lane	10.30
Dragonfly	9.00

✗ = Item is exempt from GST per ATO Division 81.

Amounts in **BOLD** indicate GST is applicable and has been included

Car parking – off-street	2026/2027 Including GST \$
Additional/replacement permits	
Permit administration fee	15.00
Access card – off-street parking and bike pods	28.00
Weekends and public holidays	
West Lane – Saturday, Sunday, public holidays (7:00am-7:00pm)	Free
Dragonfly – Saturday (7:00am-10:00pm)	Free
Dragonfly – Sunday (7:00am-8:00pm)	Free
Release of vehicle	
West Lane	Cost – market rate
Dragonfly	Cost – market rate
Motorcycle parking – per month	
Off-street parking	52.00
Access to bike pod (Dragonfly car park)	
Bike pod access fee – per month	10.00
Cancellation	10.00



✗ = Item is exempt from GST per ATO Division 81.

Amounts in **BOLD** indicate GST is applicable and has been included

Car parking – on-street

Metered parking is available within the Darwin city centre, which is divided into 3 separate zones for charging purposes. Details of the zone boundaries are available at the Civic Centre during opening hours or on the City of Darwin website.

A number of bays are available at no charge with a 15-minute time limit. These bays are individually signposted.

Motorcycles may park at no charge within designated motorcycle parking bays. Motorcycles parking within metered bays must pay the applicable charge.

Metered on-street car parking within Darwin city centre	2026/2027 Including GST
	\$
Zone A – per hour per bay	
Monday to Friday 8:00am to 5:00pm (excludes public holidays)	3.30
Saturday 8:00am to 2:00pm – 2-hour limit (excludes public holidays)	2.00
Sundays and public holidays	Free
Zone B – per hour per bay	
8:00am to 5:00pm Monday to Friday (excludes weekends and public holidays)	2.40
Zone C – per hour per bay	
8:00am to 5:00pm Monday to Friday (excludes weekends and public holidays)	2.00
Zone B and C	
All day public holidays and weekends	Free
Maximum daily charge	10.00
Parking exemption	2026/2027 Including GST
	\$
Permitted vehicle parking permit - per annum	2,200.00 ✕
Permitted vehicle parking permit - media (x 3 permits)	2,200.00 ✕

✕ = Item is exempt from GST per ATO Division 81.

Amounts in **BOLD** indicate GST is applicable and has been included

Temporary parking bay hire for construction/service repair purposes		2026/2027 Including GST
		\$
Hire of parking bay – per day for designated bay		
Zone A		45.00
Zone B		35.00
Zone C		25.00
Miscellaneous		2026/2027 Including GST
		\$
Loading Zone permit		202.00 ✕
Parking Permit for Australian Federation of Totally and Permanently Incapacitated Ex Servicemen and Women (TPI) members for 5 years		22.00 ✕
Parking Permit - disabled persons for 3 yrs		22.00 ✕
<i>Renewal of existing permit free of charge per Council Decision 18\4797 25/03/03</i>		
Tourism bus bay permit		2026/2027 Including GST
		\$
Tourist bus per annum (pro rata)		2,750.00

✕ = Item is exempt from GST per ATO Division 81.

Amounts in **BOLD** indicate GST is applicable and has been included



Car parking – conditions

Conditions of parking

1. All vehicles are parked at the risk of the person parking the vehicle and no employee or agent of City of Darwin is liable for any loss or damage to vehicles parked in City of Darwin car parks, whether occasioned by negligence or otherwise.
2. No person employed by City of Darwin has authority to accept vehicles or articles for safekeeping.
3. The common law as to bailment of goods does not apply in respect of the parking of a vehicle with its contents in City of Darwin car parks.
4. Any person having the authority of the City of Darwin has authority to enter any vehicle in a City of Darwin car park and move or drive it to another place.
5. Any person having the authority of the City of Darwin, may deliver a vehicle to any person offering evidence of ownership or authority to receive the vehicle and may refuse to deliver a vehicle unless they are so satisfied, and no servant or agent of City of Darwin shall be liable for such delivery detention or failure to deliver.
6. No person has authority to vary these conditions.
7. All vehicles are subject to the Traffic Regulations (NT).
8. Disability parking permits
 - 8.1 On-street designated disability parking bays
All designated disability parking bays are free of charge.
Time extensions that apply under the Australian Road Rules do not apply in designated disability parking bays. The time on the sign is the maximum time that a vehicle can remain in that bay.
 - 8.2 Off-street designated disability parking bays
Vehicles displaying a disability parking permit may park in designated disability parking bays in City of Darwin off-street car parks all day free of charge, except for West Lane Car Park and Dragonfly Car Park. Vehicles displaying a valid permit may park in an accessible parking bay in either West Lane Car Park or Dragonfly Car Park for twice the time paid for.
 - 8.3 On-street other
A vehicle displaying an eligible disability parking permit may park in any Zone A and Zone B on-street parking bay, that would usually require payment, free of charge.
Any extension of time that a disability permit holder is entitled to under the Australian Road Rules is also free of charge, for example for Zone A and Zone B:

Bay type	Payment required	Length of stay
15 minute bay	No	30 minutes
30 minute bay	No	2 hours
2P (2 hour bay)	No	4 hours
3P (3 hour bay)	No	6 hours

✗ = Item is exempt from GST per ATO Division 81.

Amounts in **BOLD** indicate GST is applicable and has been included

Car parking areas – alternative uses

City of Darwin will determine a hiring rate for commercial or not-for-profit users.

West Lane Car Park is unavailable for alternate use.

Persons hiring car parks for alternative use shall pay to City of Darwin all costs associated with City of Darwin providing car park attendants and supervisors and other necessary expenses such as electricity occasioned by the alternative use. The General Manager Innovation shall provide estimates to the person requiring alternative use prior to approval for the alternative use being granted.

These persons shall abide by and follow all the requirements and directions of the General Manager Innovation or their representative in the use of the car park.

The area required for the alternative use shall be left in a condition equal to that before the use was approved (that is, in a clean and tidy condition). The person requiring alternative use shall be made aware that water or any liquid cannot be used in cleaning the area approved.

Persons requiring this use shall make arrangements for their own electrical supply. Where portable generators are used, these generators shall be adequately silenced.

Hirers shall make arrangements for toilet facilities outside of normal working hours and shall make contact with and follow the requirements of the NT Department of Health for the alternative use.



✗ = Item is exempt from GST per ATO Division 81.

Amounts in **BOLD** indicate GST is applicable and has been included

CEMETERY CHARGES

Cemetery charges	2026/2027 Including GST \$
Graves	
First burial	3,034.00
Subsequent burial	3,726.00
Interment of ashes	443.00 ✕
Concrete seal (required when less than 1 meter of soil is achievable)	1,439.00
Cemetery investigation	952.00
Issue of reservation certificate	104.00 ✕
Issue of exclusive right of subsequent burial fee	104.00 ✕
Transfer of exclusive right certificate/reservation	104.00 ✕
Exhumation	4,430.00
Memorial niche wall	2026/2027 Including GST \$
Reservation	1,097.00
Interment of ashes and plaque - permit fee (includes installation)	945.00
Removal/installation of memorial plaque for second interment	326.00
Transfer of reservation	104.00
Supply and installation of vase	223.00

✕ = Item is exempt from GST per ATO Division 81.

Amounts in **BOLD** indicate GST is applicable and has been included

Memorials	2026/2027 Including GST \$
Memorial permit fee	160.00 ✕
Memorial plaque - installation of memorial plaque onto concrete head beam	171.00
Manufacture concrete memorial foundation	342.00

Infant subsidy	2026/2027 Including GST \$
Infant subsidy – 50% subsidy of first or subsequent burial or interment of ashes of a child up to two years of age	50% subsidy

Note

Overtime rates will apply if services are carried out after 4pm weekday, on a weekend, or on a public holiday.
 Installation of plaques and headstones does not include supply of memorial.
 Exhumations to coffin depth only.

✕ = Item is exempt from GST per ATO Division 81.

Amounts in **BOLD** indicate GST is applicable and has been included

COMMUNITY CENTRES CHARGES

City of Darwin has community centres at Lyons, Nightcliff, and Malak available for hire from 6am to midnight daily. Casuarina Aquatic and Leisure Centre Community room is available for hire from 6am to 7:30pm Monday to Friday and 8:30am to 7:30pm on the weekends.

City of Darwin aims to ensure that a range of user groups and/or individuals have fair and equitable access to City of Darwin's services and facilities. These facilities provide spaces for a diverse mix of activities and encourage community connectedness, participation in community life and enhance individual and community wellbeing.

There are two levels of charges:

- Not-for-profit/community benefit: community organisations/groups or individuals that are intending to not charge or charge a low cost for an activity where there is a community benefit, such as health and wellbeing.
- Commercial/private: businesses or individuals who provide a service or sell products with the intention of making a profit. This also includes use for private functions or events not open to the community, such as birthday parties.

City of Darwin requires any community group, organisation or individual entering into an agreement for the use of a community centre ("hirer") to comply with the conditions of use.

Cancellation of bookings must be provided in writing five (5) working days prior to the date of hire, otherwise the full hire charge will be forfeited.

Where City of Darwin officers or contractors are required after hours, additional cleaning or replacement of keys is required, or where the hirer fails to comply with the terms and conditions set out within their permit and negatively impacts subsequent users, the hirer will be required to meet these expenses.

Community centres Lyons (hall area), Malak (small area and large area), Nightcliff (Boab & Pandanus meeting rooms), Alawa, Casuarina Aquatic and Leisure Centre community room	2026/2027 Including GST \$
Not-for-profit – per hour (minimum charge 2 hours)	25.00
Not-for-profit – all day (any day until 5.00pm)	110.00
Commercial/private – per hour (minimum charge 2 hours)	60.00
Commercial/private – all day (any day until 5.00pm)	275.00
Private functions – entire centre Friday and Saturday evening from 5.00pm, (Sundays as per weekday bookings, does not apply Nightcliff)	320.00
Storage – per annum payable in advance 1 July each year, or quarterly pro rata or part thereof	95.00

✗ = Item is exempt from GST per ATO Division 81.

Amounts in **BOLD** indicate GST is applicable and has been included

COMMERCIAL AND OTHER OUTDOOR ACTIVITIES

Conduct business in a public place – permit		2026/2027 Including GST \$
Conduct business in public place – per day		
Not-for-profit		45.00 ✕
Commercial		75.00 ✕
Conduct business in a public place greater than 12 m2 (square metres)		By negotiation ✕
Commercial tour operator stand – per annum (pro-rata)		1,295.00 ✕
Commercial displays in the Mall – per week		1,695.00 ✕
Entertainment buskers (including the Mall) – annual permit		30.00 ✕
Entertainment buskers (including the Mall) – quarterly permit		15.00 ✕
Handbill poster – permit		35.00 ✕
Filming in a public place permit		2026/2027 Including GST \$
Commercial filming – per day		181.00 ✕
Street food vending permit <i>Charged per quarter/annum based on business use with a 20% discount available between 1 October - 31 March</i>		2026/2027 Including GST \$
Monday to Thursday – per day		21.00 ✕
Friday to Sunday – per day		42.00 ✕
Electricity per day (where available)		5.00
1 month trial permit		321.00 ✕

✕ = Item is exempt from GST per ATO Division 81.

Amounts in **BOLD** indicate GST is applicable and has been included



Outdoor trading Charged per annum	2026/2027 Including GST \$
Unlicenced	
CBD – per m2	65.00 ✘
Suburbs – per m2	40.00 ✘
Licensed	
Outdoor dining – within CBD café/restaurant per m2	115.00 ✘
Outdoor dining – within CBD hotel/bar per m2	170.00 ✘
Outdoor dining – outside CBD café/restaurant per m2	80.00 ✘
Outdoor dining – outside CBD hotel/bar per m2	115.00 ✘
Preparation of licence and agreement conditions (See "Administration fees" for full costings)	393.00
Parklets	
City of Darwin owned parklet (CBD and suburbs)	Market led negotiation ✘
Privately owned parklet (CBD and suburbs)	Market led negotiation ✘
Outdoor fitness classes – annual permit	
Commercial – 1-3 sessions per week (maximum 20 participants)	680.00 ✘
Commercial – 4+ sessions per week (maximum 20 participants)	1,025.00 ✘
Non-commercial (maximum of 20 participants)	Free ✘
Outdoor fitness classes – half-year permit	
Commercial – 1-3 sessions per week (maximum 20 participants)	345.00 ✘
Commercial – 4+ sessions per week (maximum 20 participants)	520.00 ✘
Non-commercial (maximum of 20 participants)	Free ✘
Outdoor fitness classes – monthly permit	
Commercial – 1-3 sessions per week (maximum 20 participants)	67.00 ✘
Commercial – 4+ sessions per week (maximum 20 participants)	92.00 ✘
Non-commercial (maximum of 20 participants)	Free ✘

✘ = Item is exempt from GST per ATO Division 81.

Amounts in **BOLD** indicate GST is applicable and has been included

Mini bus locations	2026/2027 Including GST \$
Signage costs (payable on application, non-recurring)	383.00

Miscellaneous permits	2026/2027 Including GST \$
Site inspection for all permits – per inspection	129.00

Note

If the work is not to the satisfaction of the City of Darwin officer, additional inspections may be required.



Travellers Walk landscaping upgrades

✘ = Item is exempt from GST per ATO Division 81.

Amounts in **BOLD** indicate GST is applicable and has been included

DOG/CAT FEES AND CHARGES

Registration	2026/2027 Including GST \$
Entire dog/cat – annual	160.00 X
Desexed dog/cat – over 12 months of age	36.00 X
Desexed dog/cat – less than 12 months of age	Free X
Declared dog	342.00 X

Concessions (including TPI Gold Card holders)	2026/2027 Including GST \$
Guide dog/assistance dog (entire and de-sexed) <i>Subject to application and approval by City of Darwin authorised officer</i>	Free X
Entire dog/cat renewal – annual	90.00 X
Desexed dog/cat – annual	18.00 X
Desexed dog/cat rehomed from an accredited rehoming organisation	Free for the first registration period X

Note

When deciding if an animal is an assistance animal, City of Darwin adopts the internationally recognised definition recommended by La Trobe University. The full La Trobe University report - Key terms for animals in disability assistance roles is available online: <https://www.ndis.gov.au/media/2542/download>

An assistance animal is not a companion animal, an animal that provides emotional and informal support or an animal used to provide a positive experience accompanying a person with a disability unless that animal also meets the definition of an assistance animal and has been trained by an accredited entity.



X = Item is exempt from GST per ATO Division 81.

Amounts in **BOLD** indicate GST is applicable and has been included

Licence fees	2026/2027 Including GST \$
Licence to keep more than 2 dogs or 2 cats – annual <i>Plus registration fees for each dog or cat</i>	171.00 X
Impounding	2026/2027 Including GST \$
Registered dog/cat release fee – per animal	135.00 X
Unregistered dog/cat release fee – per animal	331.00 X
Additional fee if animal is impounded outside of City of Darwin hours	210.00 X
Animal surrender fee	78.00 X
Animal surrender fee – commercial rate	186.00 X
Maintenance fee for each impounded dog/cat – applied after expiration of four impounding days	36.00 X
Note All dogs and cats released from or purchased at the pound must be registered.	
Miscellaneous	2026/2027 Including GST \$
Microchipping for dogs and cats – per animal	52.00

X = Item is exempt from GST per ATO Division 81.

Amounts in **BOLD** indicate GST is applicable and has been included

LIBRARIES

Casuarina Library has available a meeting room for general hire by the public, organisations and groups.

Library meeting rooms	2026/2027 Including GST \$
Not-for-profit – per hour (minimum charge 2 hours)	25.00
Not-for-profit – full day (8 hours)	110.00
Commercial/private – per hour (minimum charge 2 hours)	60.00
Commercial/private – full day (8 hours)	275.00

Note

Where the security firm is called out, or additional cleaning or replacement of keys is required after use of the room, City of Darwin will recover all costs incurred.

Inter-library loan	2026/2027 Including GST \$
Inter-library loan	As set by the inter-library resource sharing code

Inter-library loan charges

City of Darwin Libraries will charge the following fees in the following instances:

- 1 No more than two items are requested on interstate inter-library loan for any one borrower at a time. Customers requesting more than two items will be charged according to the Australian Interlibrary Resource Sharing Code recommended schedule for each additional item.
- 2 There needs to be a six-month gap before the City of Darwin Libraries inter-library loans the same title for the same person. The City of Darwin Libraries will only process this inter-library loan request within the six months if the patron is prepared to pay for any inter-library loan charge incurred.
- 3 Customers requesting urgently required inter-library loans will be charged at the recommended Australian Interlibrary Resource Sharing Code rates for fast-track service.
- 4 Any cost incurred in obtaining information from specialised service suppliers will be passed on to customers.

✗ = Item is exempt from GST per ATO Division 81.

Amounts in **BOLD** indicate GST is applicable and has been included

Library replacement items	2026/2027 Including GST \$
Library replacement – collection items (from library management system)	Purchase price
Library replacement – IT and STEAM items e.g.: laptop, tablet, robot (from library management system)	Purchase price
Library replacement – inter-library loan item + processing fee	Replacement cost + \$65.00
Recovery fee for overdue loans - debt collection and processing fee	20.00
Library merchandise	Purchase price
Library printing	2026/2027 Including GST \$
Photocopying and printing – per side	
Black and white A4	0.20
Black and white A3	0.40
Colour A4	1.00
Colour A3	2.00
3D Printing	Purchase price of filament used

✗ = Item is exempt from GST per ATO Division 81.

Amounts in **BOLD** indicate GST is applicable and has been included

OUTDOOR VENUE HIRE AND EVENTS

All fees and charges associated with outdoor venue hire and events are subject to terms and conditions contained with the application/permit process.

Single use plastic items including cups, plates, cutlery, containers and straws are not to be introduced or used on site.

Small and low risk events – outdoor venue hire	2026/2027 Including GST \$
Up to 50 attendees – per event day	Free
Not-for-profit organisations (51 to 100 attendees) – per event day	57.00
Commercial organisation – not-for-profit event (51 to 100 attendees) – per event day	124.00
Commercial organisation (51 to 100 attendees) – per event day	336.00
Comprehensive events – outdoor venue hire	
Includes large events or any event with increased risk factors	2026/2027 Including GST \$
Increased risk event (up to 100 attendees) – per event day	124.00
Not-for-profit organisation – per event day	
101 to 500 attendees	336.00
Greater than 500 attendees	1,035.00
Commercial organisation – not-for-profit event – per event day	
101 to 500 attendees	518.00
501 to 1,000 attendees	1,553.00
Commercial organisation – per event day	
101 to 500 attendees	1,035.00
501 to 5,000 attendees	2,070.00
Commercial organisation – per significant major event	
Greater than 5,001 attendees	8,538.00 + 25% bump in
Bump in/out – per day	10% of hire fee
<i>Required for all comprehensive events with less than 5,000 attendees</i>	

✗ = Item is exempt from GST per ATO Division 81.

Amounts in **BOLD** indicate GST is applicable and has been included

Gardens Oval One		2026/2027
Special event hire outside seasonal usage		Including GST
		\$
Sporting or Territory/national championships – per day		657.00
Fundraising/community events – per day		347.00
Commercial events – per day		4,119.00
Gardens Amphitheatre		2026/2027
		Including GST
		\$
Community organisation – per day/night		590.00
Commercial hire fee – per day/night	Greater of \$7,500.00 or 5% of net box office, capped at a total of \$15,000.00	
Wedding receptions/ceremonies and private functions		326.00
Bump in/out – per day <i>Applies to all events</i>	0% to 50% of hire fee per day, to be negotiated	
Security deposit		
Community organisations		Free
Commercial organisations		2,826.00
Electricity charge – all bookings <i>Electricity charge is calculated on units used + GST</i>		Per current tariff

Note

All enquiries and bookings are to be made through the Darwin Entertainment Centre on (08) 8980 3333. The Darwin Entertainment Centre manages Gardens Amphitheatre on behalf of City of Darwin.

✘ = Item is exempt from GST per ATO Division 81.

Amounts in **BOLD** indicate GST is applicable and has been included

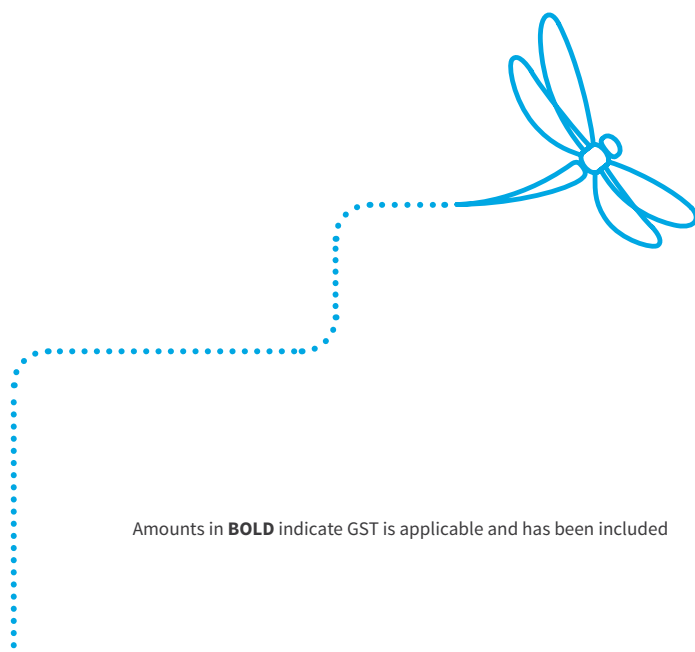


Event equipment hire	2026/2027 Including GST \$
MiPRO – per event	75.00

Miscellaneous outdoor venue hire and events Charges apply to commercial and non-commercial hirers	2026/2027 Including GST \$
Site inspection for all permits – per inspection	125.00
Access to power – per day	75.00
Access to lighting – per day	124.00
Road closure/traffic management permit – per day	62.00 ✕
Lost/stolen key replacement fee	Actual cost

Note

If works are not to the satisfaction of the City of Darwin officer, additional inspections may be required.
 A security deposit will be charged. This deposit will be assessed by the City of Darwin officer and based upon the scope of the work involved.
 Inspection fee and other costs will be deducted from this deposit at the completion of the work.



✕ = Item is exempt from GST per ATO Division 81.

Amounts in **BOLD** indicate GST is applicable and has been included

PARKS

After hours callouts	2026/2027 Including GST \$
After hours on-call officer attendance – per person per hour (minimum 3 hours)	220.00

Memorials	2026/2027 Including GST \$
Memorial plaque – supply and install on the Cenotaph civilian memorial wall	Actual cost
Memorial seat and plaque – supply and install	Actual cost
Memorial tree and plaque – supply and install	Actual cost



Dorisvale Park playground replacement

✘ = Item is exempt from GST per ATO Division 81.

Amounts in **BOLD** indicate GST is applicable and has been included

PRIVATE WORKS

Works permit	2026/2027 Including GST \$
Application fee – per application <i>Includes review of all supporting documents such as Traffic Guidance Schemes</i>	110.00 X
Placement of skip bins and shipping containers on road reserve – per day	20.00 X
Inspections for proposed works As a condition of works permits	2026/2027 Including GST \$
Inspection fee – weekday	100.00
Inspection fee – weekend	225.00
Works within road reserve	2026/2027 Including GST \$
Private residential works within verge where pedestrians are not interrupted – per day <i>Includes works on driveway replacement/ alterations</i>	80.00 X
Works undertaken by commercial entities where flow of traffic (pedestrians and motorists included) is not interrupted – per day	80.00
Works undertaken by Government/public entities where flow of traffic (pedestrians and motorists included) is not interrupted – per day	65.00
Works undertaken by commercial entities where flow of traffic (pedestrians and motorists included) is interrupted with no full road closure – per day	130.00
Works undertaken by Government/public entities where flow of traffic (pedestrians and motorists included) is interrupted with no full road closure – per day	105.00
Works whereby a commercial entity is traversing road reserve to access a worksite on private property – per day	30.00
Works whereby a Government/public entity is traversing road reserve to access a worksite on private property – per day	25.00

Note

In addition to the above charges the applicant is liable for the hire of any parking bays at the current hire rate. The applicant will also be responsible for the cost of erecting the appropriate signs.

X = Item is exempt from GST per ATO Division 81.

Amounts in **BOLD** indicate GST is applicable and has been included

Private works within open spaces	2026/2027 Including GST \$
Works within City of Darwin controlled public open space (excluding road reserve) – per day	100.00
Works within City of Darwin controlled public open space by a Government utilities provider (excluding road reserve) – per day	80.00
Development permit conditions, assessment and clearance Includes up to 2 inspections	2026/2027 Including GST \$
Extensions and sheds/carports – for small additions to existing residential and commercial structures	135.00 ✕
SD – single dwelling, MD – multiple dwelling up to 3 units, RR – rural residential, CP – community purposes	340.00 ✕
MD – Multiple Dwelling 4 units or more	490.00 ✕
MR – medium residential, CV – caravan parks, C – commercial, TC – tourist commercial, LI – light industry, GI – general industry, DV – development, all other zones	565.00 ✕
HR – high density, CB – central business	1,060.00 ✕
Review of awning application and assessment fee	400.00 ✕
Works undertaken on road reserve per day, where there is full road closure	160.00 ✕
Works undertaken by Government/public utilities on road reserve per day, where there is full road closure	130.00 ✕
Works permit admin fee – alteration or change	55.00 ✕
Private subdivision/consolidation – no construction	135.00 ✕

✕ = Item is exempt from GST per ATO Division 81.

Amounts in **BOLD** indicate GST is applicable and has been included



Assessment and approval of subdivisions and other development related works	2026/2027 Including GST \$
Subdivision plan approval fee (of the estimated value)	1% ✗
Subdivision handover fee (City of Darwin infrastructure)	1% ✗
Subdivision handover fee (City of Darwin infrastructure)	385.00 ✗
Assessment of traffic impact assessments – per assessment	670.00
Undertake traffic modelling for development proposals within Darwin City Centre	5,000.00
Undertake lighting and electrical design assessment	Cost + 15%
Clearance letter (includes 1 inspection)	125.00 ✗
Additional inspection	105.00
Driveway plan approval fee	315.00 ✗
Stormwater drainage connection plan approval fee	365.00 ✗



Casuarina Aquatic and Leisure Centre

✗ = Item is exempt from GST per ATO Division 81.

Amounts in **BOLD** indicate GST is applicable and has been included

PUBLIC SWIMMING POOLS

City of Darwin operated public pools

2026/2027
Including GST
\$

Casual entry

Adults (18 years and over)	6.30
Children (secondary students require photographic identification)	3.20
Children under 4 years (must be supervised in the water by a paying adult)	Free
Concession	3.20
Registered carer/s and NT Companion Card holders assisting person with a disability	Free
Seniors Card holders (must present Seniors Card)	4.90
Family concession (2 adult and 2 children)	17.00
School swim concession (per head Monday to Friday)	2.40
Spectators (admission only, no access to water)	Free

30 swim pass

Adult	117.00
Seniors Card holder	111.00
Concession/child	58.00

Yearly pass

Adult	567.00
Seniors Card holder	520.00
Concession/child	324.00

Half yearly pass

Adult	323.00
Seniors Card holder	297.00
Concession/child	175.00

Note

Valid concessions include full time NT tertiary students, Commonwealth Health Care Card, Northern Territory Concession Scheme, DVA Gold Card, DVA White Card. Photographic ID must be presented.

✗ = Item is exempt from GST per ATO Division 81.

Amounts in **BOLD** indicate GST is applicable and has been included



General hire	2026/2027
Does not guarantee exclusive use of facility	Including GST
	\$
Public pools lane hire – per 50m lane per hour or part thereof	23.00
<i>During operating hours and participants must pay entry fees</i>	
Public pools lane hire – per 25m lane per hour or part thereof	12.00
<i>During operating hours and participants must pay entry fees</i>	
Use of pool grounds only – per session up to 2 hours (no swimming)	34.00
Security deposit	721.00 ✕
<hr/>	
Water sports association	2026/2027
Not-for-profit water sporting, school, life-saving or learn-to-swim organisation utilising the pool for aquatic activities (excluding social fund-raising events) during operating hours	Including GST
	\$
Lane hire – per 50m lane per hour or part thereof	10.00
<i>During operating hours and participants must pay entry fees</i>	
Lane hire – per 25m lane per hour or part thereof	5.00
<i>During operating hours and participants must pay entry fees</i>	
Hire of whole 50 metre pool – per hour or part thereof	90.00
<i>During operating hours and participants must pay entry fees</i>	
Hire of whole 25 metre pool – per hour or part thereof	46.00
<i>During operating hours and participants must pay entry fees</i>	
Whole facility – per day	1,645.00
<i>During operating hours, for 8 concurrent hours; additional hours charged at hourly rate).</i>	
<i>Not available at CAALC</i>	
Whole facility (during operating hours) – per hour or part thereof	191.00
Hire of whole pool or facility outside of operating hours - per hour	Price on application
Overrun on booked time of hire of whole 50 metre pool (during operating hours) – per hour or part thereof	117.00
Overrun on booked time of hire of whole 25 metre pool (during operating hours) – per hour or part thereof	56.00
School swimming and water safety program (includes lane hire) – per student	2.20

✕ = Item is exempt from GST per ATO Division 81.

Amounts in **BOLD** indicate GST is applicable and has been included

REGULATORY SERVICES

Untidy allotments	2026/2027 Including GST
	\$
Untidy allotment clearance costs	Cost + 15%
Untidy allotment inspection – per inspection	378.00
Miscellaneous	
	2026/2027 Including GST
	\$
Shopping trolley release fee (left in a public place) – per trolley	176.00 ✕
Provision of City of Darwin approved signage - Declared Dog <i>If owner requests City of Darwin to supply rather than sourcing this privately</i>	50.00
Veterinary costs for impounded animals	Cost + 15%
Vehicle impounding release fee for standard sized vehicle <i>Example: a sedan, station wagon, van that will fit on a standard sized tilt tray. If a heavier tow vehicle is required for a larger vehicle (e.g. bus), price will be adjusted accordingly</i>	569.00 ✕ Plus cost of advertising
Impounded vehicle maintenance fee – per day <i>Applied after expiration of 28 impounding days</i>	7.00

Note

Where an abandoned vehicle is moved in accordance with the Traffic Regulations 1999 (NT), section 64 or 65, the reasonable costs of removing the vehicle and, where applicable, storing it may be recovered from the owner before the owner may take possession of the vehicle. Vehicle impounding release fee is the minimum cost and City of Darwin reserves all rights to charge for all costs incurred by Council (including administration) prior to release.

✕ = Item is exempt from GST per ATO Division 81.

Amounts in **BOLD** indicate GST is applicable and has been included

Introduction

Our highlights

Our Council

Our approach to planning

Our service delivery

Budget

Fees and charges



REGULATORY SERVICES COURT COSTS

Complaint and summons	2026/2027 Including GST \$
Motor Vehicles Act (NT) section 118 certificate (proof of ownership)	23.00 ✕
Lodgement of the complaint and summons with the Court of Summary Jurisdiction	170.00 ✕
Administration	90.00

Note

Other direct costs to City of Darwin determined as necessary.



Wanguri Oval

✕ = Item is exempt from GST per ATO Division 81.

Amounts in **BOLD** indicate GST is applicable and has been included

SPORTING OVALS


Sporting grounds, ovals

City of Darwin's sporting ovals are allocated to peak sporting organisations for seasonal and casual usage, in the first instance. Seasonal allocations take precedence over pre-season allocation requests and will be arranged so that any overlapping use, especially with regard to finals, is avoided. Seasonal charges are payable immediately at the beginning of each season.

- wet season: 1 October to 31 March
- dry season: 1 April to 30 September

Gardens Oval building hire	2026/2027
	Including GST
	\$
Building hire – per annum	As determined by Council
<i>Including Hunter Harrison Grandstand office space/kiosk for rental/lease</i>	

Gardens Oval complex	2026/2027
Sporting use only	Including GST
	\$
Seasonal group allocation – per annum	2,893.00
Special events (outside seasonal usage)	
<i>Refer to commercial outdoor activities section</i>	



✘ = Item is exempt from GST per ATO Division 81.

Amounts in **BOLD** indicate GST is applicable and has been included



Regional ovals (Gardens Oval One) Seasonal training and competition allocations	2026/2027 Including GST \$
Training – 1 night per week	
Seniors	570.00
Juniors	290.00
Combined seniors and juniors	850.00
Multiple training	
Seniors	1,140.00
Juniors	575.00
Combined seniors and juniors	1,715.00
Competition use	
Seniors	1,115.00
Juniors	560.00
Combined seniors and juniors	1,540.00
Competition and training use	
Seniors	1,785.00
Juniors	900.00
Combined seniors and juniors	2,775.00



Bayfield Park

✗ = Item is exempt from GST per ATO Division 81.

Amounts in **BOLD** indicate GST is applicable and has been included

District and local ovals (Gardens Oval 2 and all other ovals)	2026/2027
Seasonal training and competition allocations	Including GST
	\$
Training – 1 night per week	
Seniors	535.00
Juniors	265.00
Combined seniors and juniors	790.00
Multiple training	
Seniors	1,065.00
Juniors	540.00
Combined seniors and juniors	1,485.00
Competition use	
Seniors	1,065.00
Juniors	540.00
Combined seniors and juniors	1,485.00
Competition and training use	
Seniors	1,340.00
Juniors	675.00
Combined seniors and juniors	2,010.00
Pre-season	
One night per week – up to 6 weeks	190.00
Multiple training – up to 6 weeks	355.00
Casual hire	
Per session – up to 2 hours	95.00
Per day	125.00
Darwin school bookings (including Darwin school sports associations)	Free
Monday to Friday 7:30am to 4pm only (subject to availability)	
<i>Bookings can only be made up to one school term in advance</i>	

✗ = Item is exempt from GST per ATO Division 81.

Amounts in **BOLD** indicate GST is applicable and has been included



Oval toilet keys	2026/2027 Including GST \$
Cutting and issuing additional key	Actual cost
<hr/>	
Sporting ovals signage Boundary fence and scoreboard signage	2026/2027 Including GST \$
Nightcliff and Gardens Oval – per season	891.00
<hr/>	
Sports field lighting	2026/2027 Including GST \$
Oval lights 100 lux (Gardens Oval One, Bagot Oval, Nightcliff Oval, Malak Oval) – per hour	30.00
Oval lights 200 lux (Bagot Oval, Nightcliff Oval) – per hour	47.00
<hr/>	
Gardens Oval One	
300 lux – per hour	59.00
500 lux – per hour	77.00
Cricket training net lights – per hour	19.00
Velodrome lights – per hour	24.00

✘ = Item is exempt from GST per ATO Division 81.

Amounts in **BOLD** indicate GST is applicable and has been included

TENNIS COURTS

Parap – free of charge

Aralia Street – free of charge

Chrisp Street – free of charge

Tennis courts are available for use by social players during daylight hours.

No bookings required - all courts to operate on first come first served basis.

Note

Use of the tennis courts for commercial coaching or tuition purposes is not permitted.

TREES, SHRUBS

Valuation of stolen/damaged trees, shrubs	2026/2027 Including GST \$
Stolen/damaged trees/shrubs	Market cost + GST
Street trees and trees in parks	
<i>Assessed at current local nursery prices + replacement, establishment and administration cost + 20% for each. Where trees are mature a valuation using recognised industry methodology will be applied.</i>	Market cost + GST
Shrubs	
<i>Assessed at current local nursery prices + replacement, establishment and administration costs + 20% for each</i>	Market cost + GST
Palms, cycads	
<i>Assessed at current local nursery prices + replacement, establishment and administration costs + 20% for each</i>	Market cost + GST

✗ = Item is exempt from GST per ATO Division 81.

Amounts in **BOLD** indicate GST is applicable and has been included



WASTE DISPOSAL – SHOAL BAY

Domestic access	2026/2027 Including GST \$
Access tag (domestic household waste) <i>Darwin Municipality residents who have paid the waste levy</i>	Free
Access tag – lost or replaced domestic	32.00
Annual access tag for residential customer who have not paid a waste levy	365.00
Tyres – per tyre	
Car tyre	21.00
Car tyre on rim	31.00
4x4 tyre	41.00
4x4 tyre on rim	52.00

Note

Access tag includes allowance for maximum of 5 tyres per year.



Shoal Bay Waste Management Facility - Stage 2 northern expansion

✗ = Item is exempt from GST per ATO Division 81.

Amounts in **BOLD** indicate GST is applicable and has been included

Commercial	2026/2027 Including GST \$
Asbestos (per tonne)	500.00
Concrete – per tonne	
Clean with reo less than 12mm and no other contaminants	65.00
Contaminated	255.00
Construction waste – per tonne	
Uncontaminated	224.00
Contaminated	303.00
General waste – per tonne	
General waste	224.00
General waste contaminated with green waste	303.00
Green waste – per tonne	
Green waste uncontaminated	95.00
Green waste uncontaminated – minimum fee	45.00
Green waste contaminated	205.00
Green waste contaminated – minimum fee	85.00
Mattresses – per item	41.00
Recyclables – per tonne	530.00
Reprinting of weighbridge docket – per docket	20.00
Soil	
Clean fill (by arrangement)	Free
Contaminated (by arrangement)	224.00
Solar inverters	36.00
Solar panels (standard)	26.00
Special waste – per tonne	448.00
<i>Includes biosecurity waste and immobilised waste (encapsulated, chemically fixed, solidified, polymerised)</i>	
Steel	Free
Tyres (whole) – per tonne	1,265.00
<i>Tyres up to light truck/semitrailer size (295/75F22.5) accepted</i>	

Note

Commercial rates apply to all waste(s) received from contractors undertaking residential activities. Contamination types are defined within *Your Fees and Charges Explained* resource available on City of Darwin's website.

✗ = Item is exempt from GST per ATO Division 81.

Amounts in **BOLD** indicate GST is applicable and has been included

Introduction

Our highlights


Our Council

Our approach to planning

Our service delivery

Budget

Fees and charges



Harry Chan Avenue
GPO Box 84 Darwin NT 0801

For enquiries phone us from
8am – 5pm on 8930 0300
or email darwin@darwin.nt.gov.au

DARWIN.NT.GOV.AU

