

**ENCL:** NO

**DARWIN CITY COUNCIL**

**DATE:** 06/04/09

**REPORT**

**TO:** COMMUNITY SERVICES  
COMMITTEE/OPEN A

**APPROVED:** JB

**FROM:** GENERAL MANAGER COMMUNITY &  
CULTURAL SERVICES

**APPROVED:** KC

**REPORT NO:** 09/P0005 KC:MD

**COMMON NO:** 1518200

**SUBJECT:** LIBRARIES STATISTICAL REPORT FOR JANUARY, FEBRUARY &  
MARCH 2009

---



**ITEM NO: 9.5**

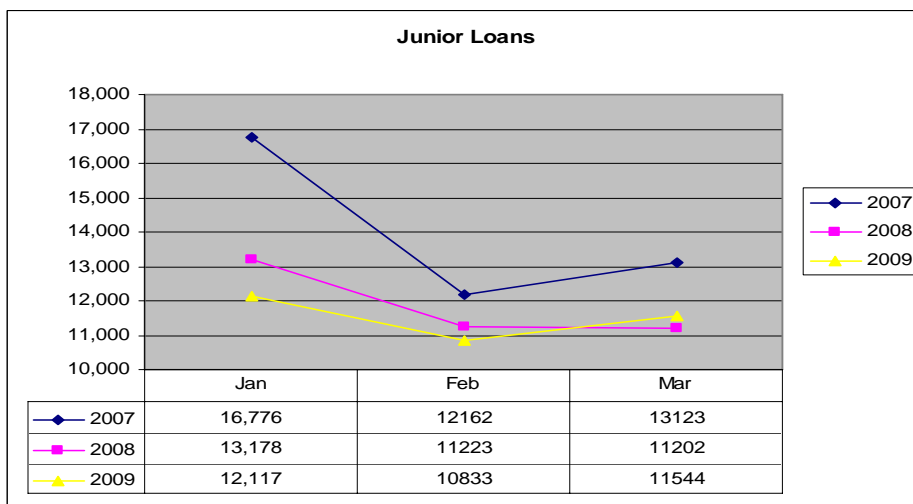
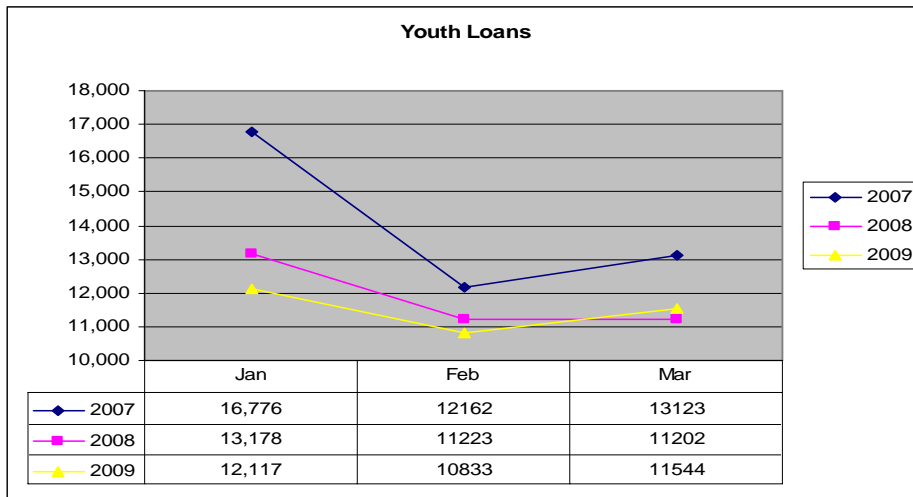
**SYNOPSIS:**

This report is the result of a request for a quarterly report detailing statistics relating to Darwin City Council Libraries (DCCL) to be presented to the Community Services Committee meeting. The following statistics show comparisons between the last three years across the four Darwin City Council Libraries.

**TOTAL LOANS**

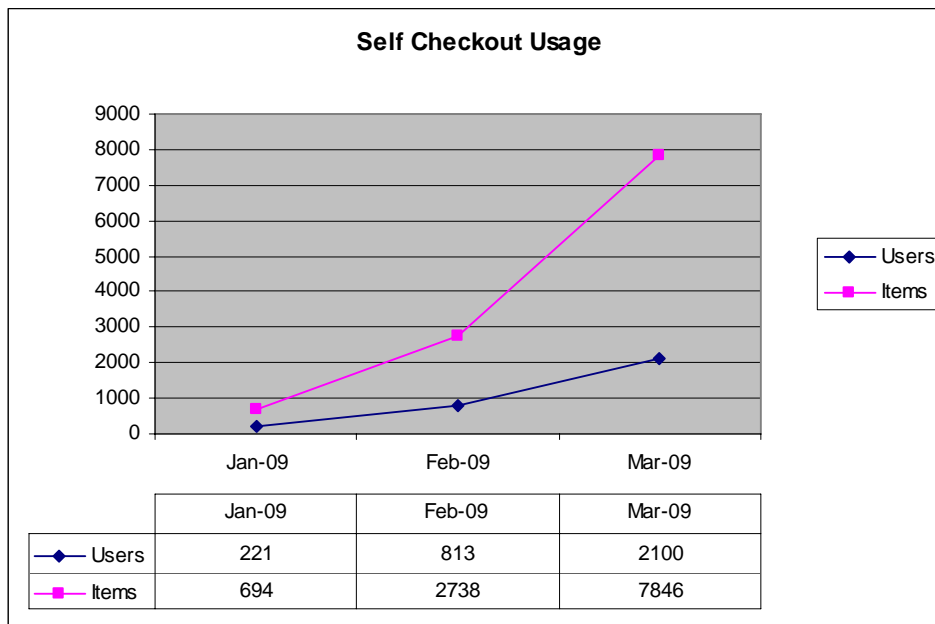
The loans statistics are for total borrowing from all 4 libraries, comparisons are from the same period for the previous 3 years.





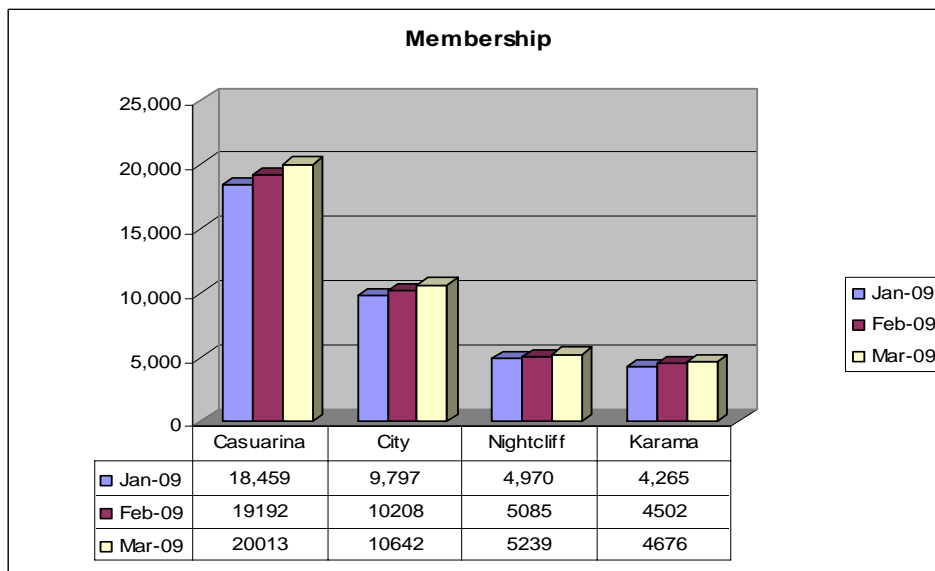
## SELF CHECKOUT USAGE

Library customers have steadily increased the usage of the self checkout machines which were installed at Casuarina Library during the refurbishment. 10.5% of Casuarina Library members used the self checkout and 33% of Casuarina loans were done on the self checkout machines in March.



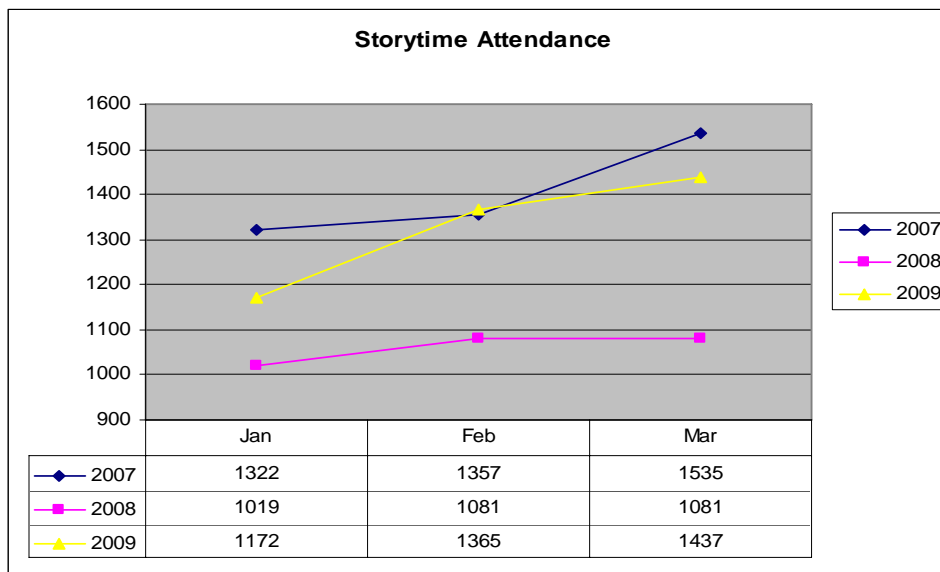
## **MEMBERSHIP**

These statistics show total library members for each library over the past 3 months.



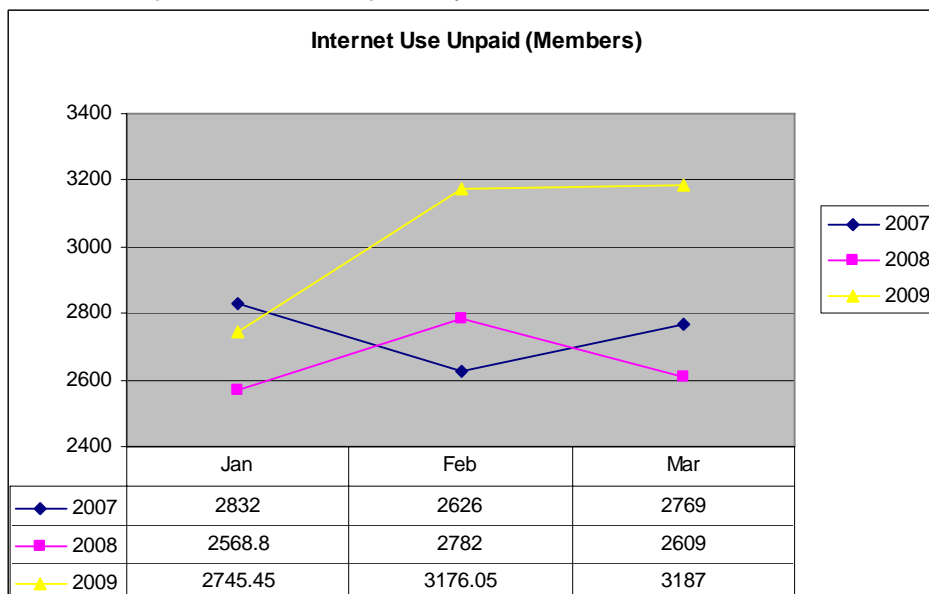
## **STORY TIME ATTENDANCE**

These statistics are for attendance at our regular programs. Storytime is held each day throughout the week at all four libraries with a total of 11 sessions held weekly. The average attendance at each session is 32. Attendance decreases during the school holiday period and once school has gone back the parents and caregivers return to the sessions.



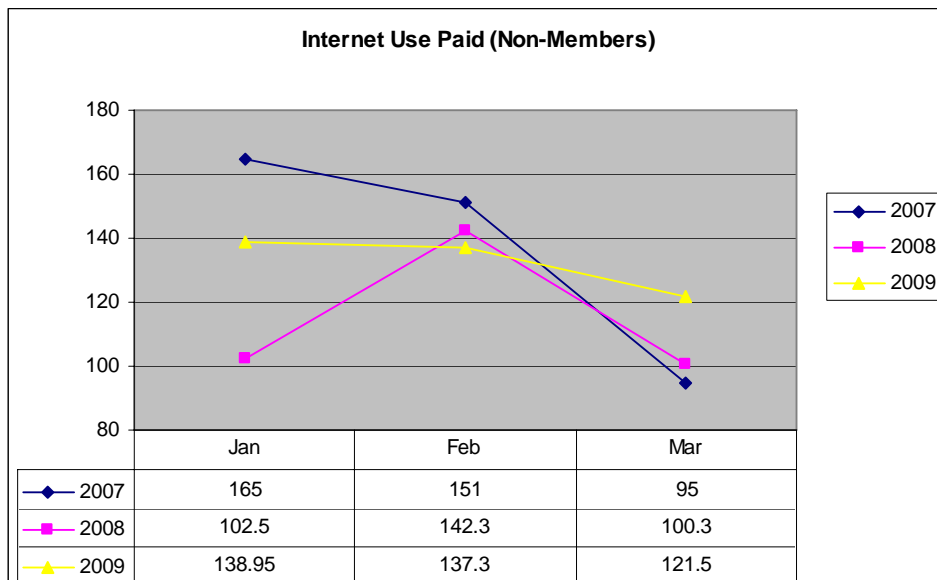
### **COMPUTER USE – MEMBERS**

Permanent and temporary library members have free access to the Internet and can book a computer for 1 hour per day.



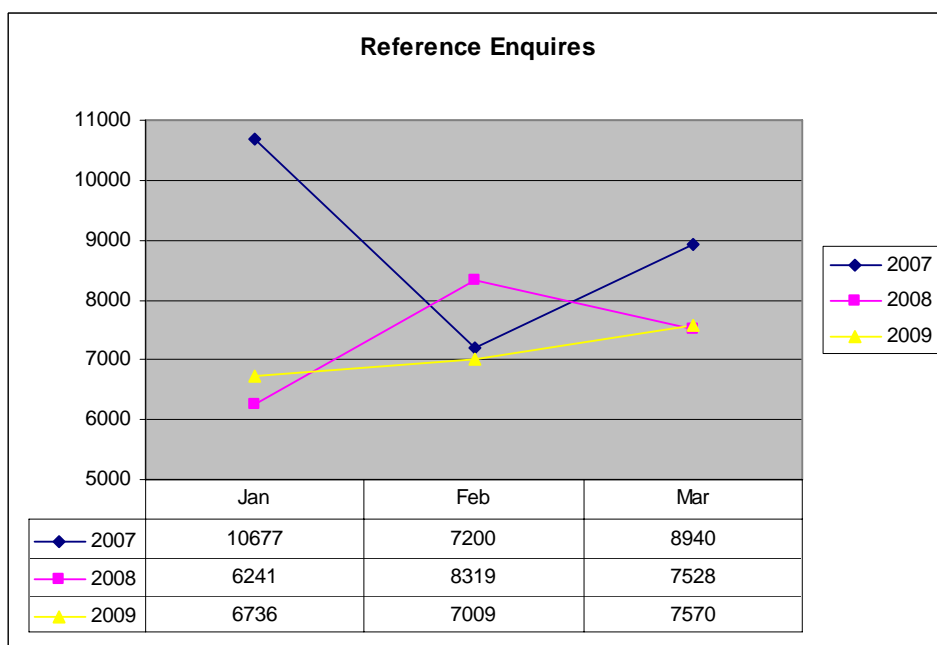
### **COMPUTER USE – NON MEMBERS**

Non-members who use the libraries Internet access pay \$3 per 30 minutes.



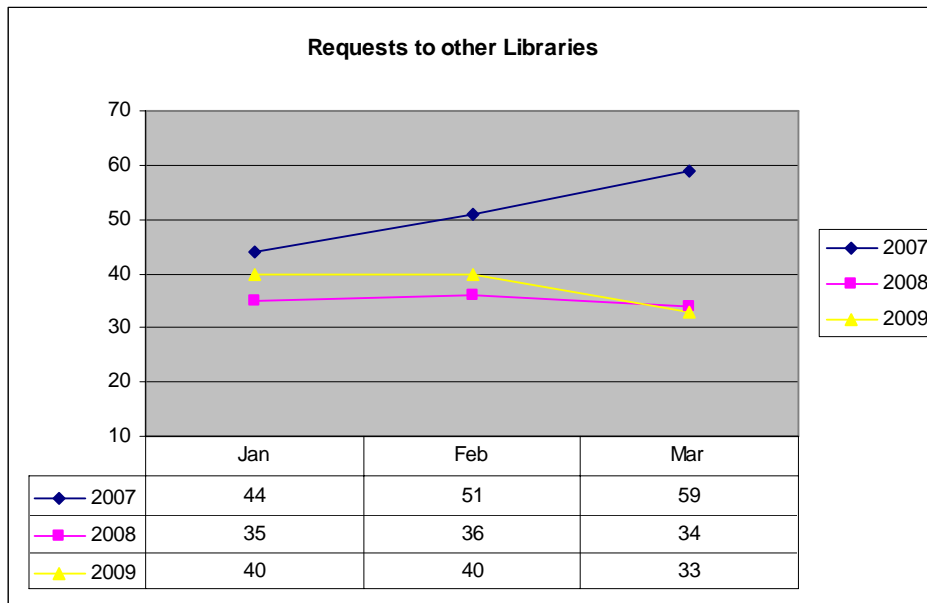
## **REFERENCE ENQUIRIES**

Reference statistics are collected from the customers who come into the library and seek assistance from the library staff, and include items requested by customers.



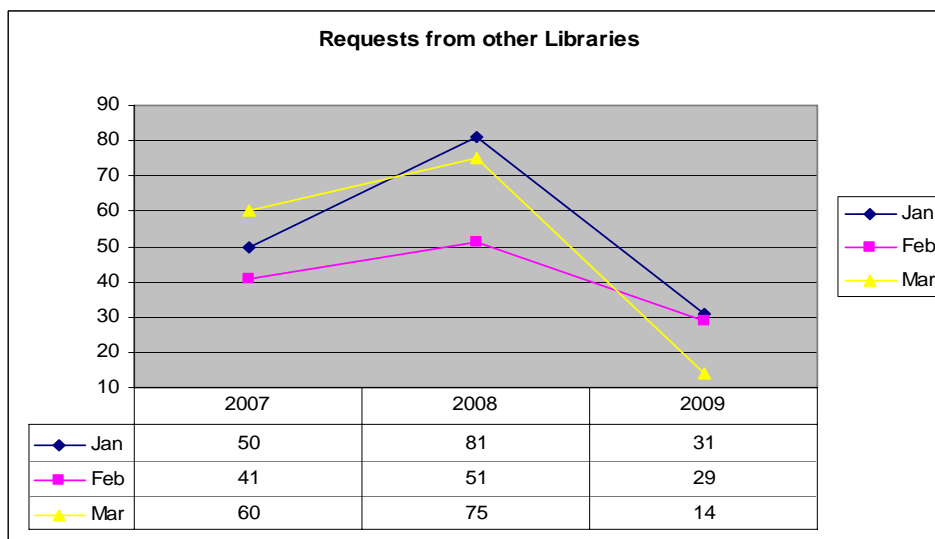
## **INTER LIBRARY LOANS - REQUEST TO OTHER LIBRARIES**

These relate to DCCL requests to other libraries to fill requests for our customers.



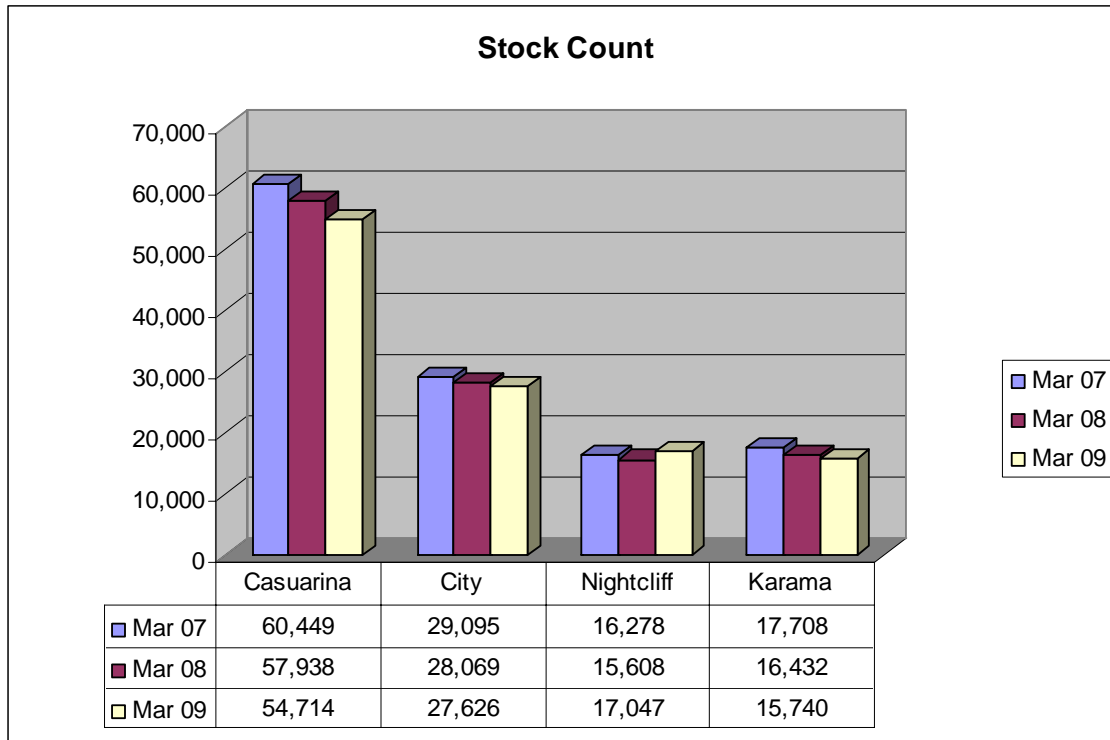
### **INTER LIBRARY LOANS - REQUEST FROM OTHER LIBRARIES**

These are requests by other libraries to DCC, requests come from other libraries in the NT and from Interstate.



## **STOCK COUNT**

These statistics show the total stock count at each library and the comparison of the size of the collection over the past three years. Collections at Casuarina, City and Karama have all decreased whilst the Nightcliff collection has grown. Overall the total libraries collections have decreased by 7% in the past 3 years.



## **STRATEGIC PLAN IMPLICATIONS:**

The issues addressed in this Report are in accordance with the following Goals/Strategies of the Darwin City Council 2008 – 2012 as outlined in the 'Evolving Darwin Strategic Directions: Towards 2020 and Beyond':-



PAGE: 9  
REPORT NUMBER: 09/P0005 KC:MD  
SUBJECT: LIBRARIES STATISTICAL REPORT FOR JANUARY, FEBRUARY &  
MARCH 2009

---

**RECOMMENDATIONS:**

THAT it be a recommendation to Council:-

THAT Report Number 09/P0005 entitled, Libraries Statistical Report for January, February & March 2009, be received and noted.

**KAREN CONWAY**  
**MANAGER LIBRARY SERVICES**

**JOHN BANKS**  
**GENERAL MANAGER**  
**COMMUNITY & CULTURAL SERVICES**

Any queries on this report may be directed to Karen Conway on extension 5210.