

Business Papers

1st Ordinary Council Meeting

Tuesday, 13 February 2018
5.30pm





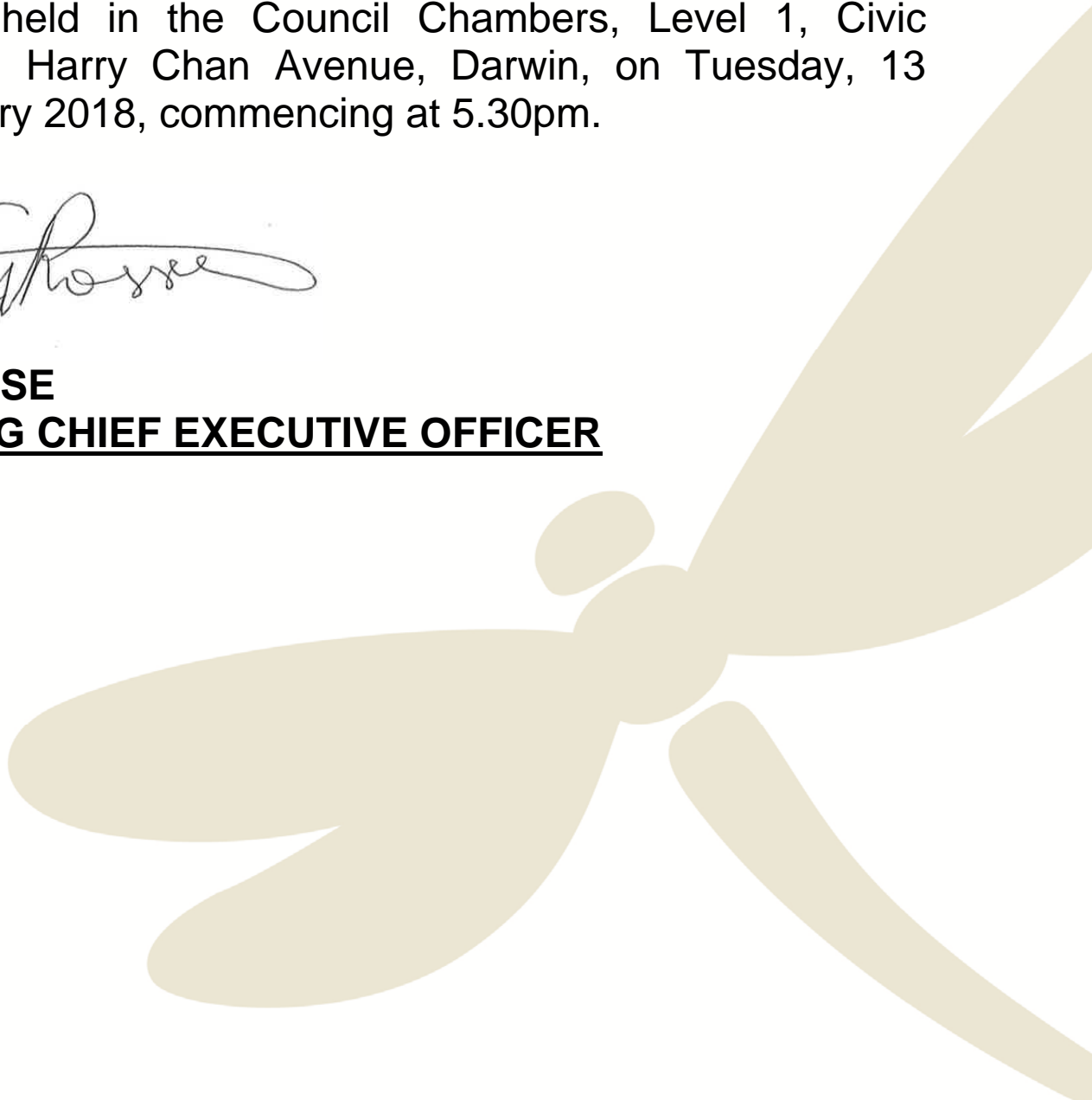
Notice of Meeting

To the Lord Mayor and Aldermen

You are invited to attend a 1st Ordinary Council Meeting to be held in the Council Chambers, Level 1, Civic Centre, Harry Chan Avenue, Darwin, on Tuesday, 13 February 2018, commencing at 5.30pm.

A handwritten signature in black ink, appearing to read 'G Rosse', written in a cursive style.

G ROSSE
ACTING CHIEF EXECUTIVE OFFICER



1st Ordinary Council Meeting Tuesday, 13 February 2018 5.30pm

Guests

The Chung Wah Society Lion Dance Troupe will be in attendance to perform a Blessing of the Council Chambers.

A member of the Larrakia will be in attendance to perform a Welcome to Country.



NINTH ORDINARY COUNCIL MEETING – OPEN SECTION
TUESDAY, 13 FEBRUARY 2018

ORD02/4

CITY OF DARWIN

NINTH ORDINARY MEETING OF THE TWENTY-SECOND COUNCIL

TUESDAY, 13 FEBRUARY 2018

MEMBERS: The Right Worshipful, Lord Mayor, K Vatskalis, (Chair); Member A J Arthur; Member J Bouhoris; Member S Cullen; Member J A Glover; Member G J Haslett; Member R M Knox; Member G Lambrinidis; Member S J Niblock; Member M Palmer; Member P Pangquee; Member R Want de Rowe; Member E L Young.

OFFICERS: Chief Executive Officer, Mr B P Dowd; Acting General Manager City Performance, Mr R Iap; General Manager City Operations, Mr L Cercarelli; General Manager City Life, Ms A Malgorzewicz; General Manager City Futures, Mr G Rosse; Committee Administrator, Mrs P Hart.

GUESTS: The Chung Wah Society Lion Dance Troupe will be in attendance to perform a Blessing of the Council Chambers.

A member of the Larrakia will be in attendance to perform a Welcome to Country.

Enquiries and/or Apologies: Penny Hart
E-mail: p.hart@darwin.nt.gov.au
PH: 8930 0670


WEBCASTING DISCLAIMER

The City of Darwin is live webcasting the Open Section of Ordinary Council Meetings. Audio-visual recording equipment has been configured to avoid coverage of the public gallery area and the City of Darwin will use its best endeavours to ensure images in this area are not webcast. However the City of Darwin expressly provides no assurances to this effect and in the event your image is webcast, you will by remaining in the public gallery area be taken to have given the City of Darwin a non-exclusive licence to copy and broadcast your image worldwide for no reward.


***** INDEX *****

PAGE


1.	ACKNOWLEDGEMENT OF COUNTRY	7
2.	THE LORD'S PRAYER	7



3.	MEETING DECLARED OPEN	7
4.	APOLOGIES AND LEAVE OF ABSENCE	7
5.	ELECTRONIC MEETING ATTENDANCE	7
6.	DECLARATION OF INTEREST OF MEMBERS AND STAFF	8
7.	CONFIRMATION OF MINUTES OF PREVIOUS MEETING/S	
7.1	Ordinary Council Meeting 30/01/18.....	8
7.2	Business Arising	8
8.	MATTERS OF PUBLIC IMPORTANCE	8
9.	DEPUTATIONS AND BRIEFINGS.....	8
10.	PUBLIC QUESTION TIME.....	8
11.	CONFIDENTIAL ITEMS	
11.1	Closure to the Public for Confidential Items.....	9
11.2	Moving Open Items Into Confidential.....	9
11.3	Moving Confidential Items Into Open.....	9
12.	PETITIONS.....	9
13.	NOTICE(S) OF MOTION	
13.1	Australia Day Celebrations	10
13.2	Community Hub at Casuarina Pool	12



14.1	OFFICERS REPORTS (ACTION REQUIRED)	
14.1.1	Gardens Amphitheatre Management - Darwin Entertainment Centre.....	14
14.1.2	City of Darwin Submission - Draft National Alcohol Strategy 2018-2026	20
14.1.3	Council Response to Liquor Licence Applications – Darwin City Hotel and Pee Wees.....	63
14.2	OFFICERS REPORTS (RECEIVE & NOTE).....	70
15.	TOWN PLANNING REPORT/LETTERS.....	70
16.	INFORMATION ITEMS AND CORRESPONDENCE RECEIVED	
16.1	Local Government Association of the Northern Territory - Call for Policy and ‘Action’ Motions.....	70
16.2	Local Government Association of the Northern Territory - Local Government Accounting Advisory Committee	72
17.	REPORTS OF REPRESENTATIVES	78
18.	QUESTIONS BY MEMBERS	78
19.	GENERAL BUSINESS	
19.1	Local Government Association of the Northern Territory - Executive BoardMember - Municipal (City of Darwin appointed).....	78
19.2	Acting Deputy Lord Mayor - 1 to 7 March 201819.3	78
20.	DATE, TIME AND PLACE OF NEXT ORDINARY COUNCIL MEETING	78
21.	CLOSURE OF MEETING TO THE PUBLIC	79
22.	ADJOURNMENT OF MEETING AND MEDIA LIAISON.....	79



NINTH ORDINARY COUNCIL MEETING – OPEN SECTION
TUESDAY, 13 FEBRUARY 2018

ORD02/7

1. ACKNOWLEDGEMENT OF COUNTRY

2. THE LORD’S PRAYER

3. MEETING DECLARED OPEN

4. APOLOGIES AND LEAVE OF ABSENCE

Common No. 2695036

4.1 Apologies

4.2 Leave of Absence Granted

THAT it be noted Member J Bouhoris is an apology due to a Leave of Absence previously granted on 12 December 2017 for the period 2 to 13 February 2018.


4.3 Leave of Absence Requested

5. ELECTRONIC MEETING ATTENDANCE

Common No. 2221428

5.1 Electronic Meeting Attendance Granted

5.2 Electronic Meeting Attendance Requested



NINTH ORDINARY COUNCIL MEETING – OPEN SECTION
TUESDAY, 13 FEBRUARY 2018

ORD02/8

6. DECLARATION OF INTEREST OF MEMBERS AND STAFF
Common No. 2752228

6.1 Declaration of Interest by Members

6.2 Declaration of Interest by Staff

7. CONFIRMATION OF MINUTES OF PREVIOUS MEETING/S
Common No. 1955119

7.1 Confirmation of the Previous Ordinary Council Meeting

THAT the tabled minutes of the previous Ordinary Council Meeting held on Tuesday, 30 January 2018, be received and confirmed as a true and correct record of the proceedings of that meeting.

7.2 Business Arising

8. MATTERS OF PUBLIC IMPORTANCE

9. DEPUTATIONS AND BRIEFINGS

Nil

10. PUBLIC QUESTION TIME



NINTH ORDINARY COUNCIL MEETING – OPEN SECTION
TUESDAY, 13 FEBRUARY 2018

ORD02/9

11. CONFIDENTIAL ITEMS

Common No. 1944604

11.1 Closure to the Public for Confidential Items


THAT pursuant to Section 65 (2) of the Local Government Act and Regulation 8 of the Local Government (Administration) Regulations the meeting be closed to the public to consider the following Confidential Items:-

<u>Item</u>	<u>Regulation</u>	<u>Reason</u>
C24.1	8(c)(iv)	information that would, if publicly disclosed, be likely to prejudice the interests of the council or some other person
C25.1	8(c)(iv)	information that would, if publicly disclosed, be likely to prejudice the interests of the council or some other person
C25.2	8(e)	information provided to the council on condition that it be kept confidential
C27.1.1	8(c)(iv)	information that would, if publicly disclosed, be likely to prejudice the interests of the council or some other person
C27.2.1	8(c)(iv)	information that would, if publicly disclosed, be likely to prejudice the interests of the council or some other person
C27.2.2	8(e)	information provided to the council on condition that it be kept confidential

11.2 Moving Open Items Into Confidential

11.3 Moving Confidential Items Into Open

12. PETITIONS



NINTH ORDINARY COUNCIL MEETING – OPEN SECTION
TUESDAY, 13 FEBRUARY 2018


ORD02/10

13. NOTICE(S) OF MOTION

13.1 Australia Day Celebrations Common No. 3745666

*The Notice of Motion raised by Member E L Young is **Attachment A**.*

- A. THAT Council undertake extensive, and all inclusive, community engagement on the proposal to change the date of Australia Day celebrations from 26 January to an alternative date.
- B. THAT a comprehensive report be provided to Council by September 2018 for Council to make a decision as to whether to move the date of the Australia Day celebrations with options for alternative dates, including reasons for each choice.
- C. THAT Council write a letter to the Prime Minister requesting that the Australian Government explore options for a new date to celebrate Australia Day that will be inclusive of all Australians.



8 February 2018

NOTICE OF MOTION

Subject:
Common No.:

Australia Day Celebrations

I give notice that at the 1st Ordinary Council Meeting on 13 February 2018 I will move the following motion:-

- A. THAT Council undertake extensive, and all inclusive, community engagement on the proposal to change the date of Australia Day celebrations from 26 January to an alternative date; and
- B. THAT a comprehensive report be provided to Council by September 2018 for Council to make a decision as to whether to move the date of the Australia Day celebrations with options for alternative dates, including reasons for each choice; and
- C. THAT Council write a letter to the Prime Minister requesting that the Australian Government explore options for a new date to celebrate Australia day that will be inclusive of all Australians.

REASON:

In 2016 at the annual national general assembly of the Australian Local Government Association a motion was passed which voted in favour of changing the date of Australia day celebrations and lobbying the federal government to this end. At the subsequent ALGA board meeting in July of 2016 a decision was made that each individual council should determine their own way forward.


The 26 January marks the anniversary of the day that Arthur Phillip arrived at Sydney Cove, raising the flag of Great Britain to establish the British colony of what became to be known as NSW. Despite some common misconceptions, Australia Day has only been celebrated officially as a public holiday since 1994. This was agreed to despite a long history of protests about what the date of the 26 January really represents for all Australians.

It is without a doubt that Australians want a day of national celebration but the question remains – why does it need to be a day that is only representative of the NSW colony, and more importantly why does it need to be on a date that for many Aboriginal and Torres Strait Islander First Nations peoples represents the date that began a long history of violence, trauma and oppression.

What options are there for an alternative, fully inclusive date for a national celebration? Some people suggest, for example the 1 January which represents the anniversary of when all Australian colonies federated to form the Commonwealth of Australia.

In the Northern Territory we have the highest percentage of First Nations Australians country wide representing nearly a third of our population and it is essential to start a conversation about celebrating a national Australia day on a day that is unifying for all of our multicultural society, and in particular our First Nations people.

Signed by me at Darwin this 8th Day of February 2018


.....
DEPUTY LORD MAYOR EMMA YOUNG

NINTH ORDINARY COUNCIL MEETING – OPEN SECTION
TUESDAY, 13 FEBRUARY 2018


ORD02/11

13. NOTICE(S) OF MOTION

13.2 Community Hub at Casuarina Pool
Common No. 3745641

The Notice of Motion raised by Member J Bouhoris is outlined below.

THAT a report be prepared and presented to Council in April 2018 outlining the opportunities, challenges and costs associated with possibility of establishing a community hub on the Council owned land at the Casuarina Pool site, noting that the pool will be retained.



14.1 OFFICERS REPORTS (ACTION REQUIRED)



ENCL: 1ST ORDINARY COUNCIL MEETING/OPEN AGENDA ITEM: 14.1.1
NO

GARDENS AMPHITHEATRE MANAGEMENT - DARWIN ENTERTAINMENT CENTRE

REPORT No.: 18CL0011 AM:kl COMMON No.: 3418690 DATE: 13/02/2018

Presenter: General Manager City Life, Anna Malgorzewicz

Approved: Chief Executive Officer, Brendan Dowd

PURPOSE

The purpose of this report is to seek approval of the continued transfer of operational management of the Gardens Amphitheatre to the Darwin Entertainment Centre (DEC) and enter into a five year management agreement to facilitate DEC's ability to manage the venue on Council's behalf.

LINK TO STRATEGIC PLAN

The issues addressed in this Report are in accordance with the following Goals/Strategies as outlined in the 'Evolving Darwin Towards 2020 Strategic Plan':-

Goal

5 Effective and Responsible Governance

Outcome

5.5 Responsible financial and asset management

Key Strategies

5.5.1 Manage Council's business based on a sustainable financial and asset management strategy

KEY ISSUES

- Council endorsed a trial period for the Darwin Entertainment Centre (Performing Arts Centre) to manage the Gardens Amphitheatre on its behalf.
- An agreement was executed that binds both parties to specific conditions and limitations, inclusive of Council approved fees and charges.
- The trial period concludes on 30 June 2018.
- It is recommended that the trial period transition to an ongoing arrangement for the management of the venue, through a leasing arrangement.

PAGE: 2
 REPORT NUMBER: 18CL0011 AM:kl
 SUBJECT: GARDENS AMPHITHEATRE MANAGEMENT - DARWIN
 ENTERTAINMENT CENTRE

RECOMMENDATIONS

- A. THAT Report Number 18CL0011 AM:kl entitled Gardens Amphitheatre Management - Darwin Entertainment Centre, be received and noted.
- B. THAT Council agree to the continued transfer of operational management of the Gardens Amphitheatre to the Darwin Entertainment Centre and enter into a five year management agreement to facilitate Darwin Entertainment Centre's ability to manage the venue on Council's behalf.
- C. THAT the Darwin Entertainment Centre provides exclusive ticketing services of all events from 1 July 2018.
- D. THAT commercial hirer fees be increased to \$7,500 (excl GST) or 6% of net box office (whichever is greater) and that non-commercial hirer fees remain as per Council's published Fees and Charges.
- E. THAT Council notes established community bookings, such as Carols by Candlelight, will be retained at the current level of assistance and subsidy.

BACKGROUND

PREVIOUS DECISIONS

DECISION NO.21\5516 (27/06/17)

Amphitheatre Fees and Charges - Commercial Hirers

Report No. 17C0046 AM:kl (20/06/17) Common No. 3552504

- A. *THAT Report Number 17C0046 AM:kl entitled Amphitheatre Fees and Charges - Commercial Hirers, be received and noted.*
- B. *THAT Council adopt the proposed schedule of new fees and charges to take effect from 1 July 2017 as contained in **Attachment A** of Report Number 17C0046 AM:kl entitled Amphitheatre Fees and Charges - Commercial Hirers.*

DECISION NO.21\5013 (21/11/16)

Gardens Amphitheatre Management - Darwin Entertainment Centre Proposal

Report No. 16A0136 DL:jg (21/11/16) Common No. 3418690

- B. *THAT Council agree to the proposal from the Darwin Entertainment Centre for a transfer of venue management for a trial period of 18 months from 1 January 2017 - June 2018, with a review in December 2017.*
- C. *THAT Council notes established community bookings, such as Carols by Candlelight, will be retained at the current level of assistance and subsidy during the trial period.*

PAGE: 3
 REPORT NUMBER: 18CL0011 AM:kl
 SUBJECT: GARDENS AMPHITHEATRE MANAGEMENT - DARWIN
 ENTERTAINMENT CENTRE

DECISION NO. 21\1396 (27/08/13)

Darwin Entertainment Centre

Report No. 13C0078 JB:kl (27/8/13) Common No. 2167470

- I. *THAT the Darwin Performing Arts Centre Board be invited to submit a proposal for consideration in respect to the management of the Amphitheatre.*

DISCUSSION

In 2016, the General Manager, Darwin Entertainment Centre (DEC) wrote to Council proposing a trial management agreement between DEC and Council for the Gardens Amphitheatre.

For some years, the management and access arrangements to the Gardens Amphitheatre was arranged through Customer Services and City of Darwin staff provided event logistics advice to hirers. The range of events at the venue includes established community celebrations such as “Carols by Candlelight” and “Songkran”, the Thai community new year festival, to sponsored or commercial performances such as the Darwin Festival opening concert, the National Indigenous Music Awards, Bass in the Grass, Summer Sessions and rock and pop concerts arranged by professional entrepreneurs.

Many of these events also require appropriate liquor licence approvals or traffic management plans. Council staff are not venue managers whereas this is the primary function of the Darwin Entertainment Centre staff. The venue management trial placed the facility under the control of a professional organisation that is better placed and able to manage, market, and promote the venue and provide professional logistic advice and assistance to hirers and event entrepreneurs. Under the trial arrangements, City of Darwin maintains responsibility for cyclical maintenance and grounds and infrastructure maintenance.

The level of income received from Gardens Amphitheatre hire is not significant. During the 2015/2016 financial year a total of \$5032 was received through venue hire of the facility.

Following Council’s decision in November 2016, an agreement was entered into to trial the management arrangements for a period of eighteen months, to be reviewed in December 2017.

The Gardens Amphitheatre is considered by many touring artists to be one of the best outdoor venues in Australia for its ambience and intimate nature. Its proximity to the CBD makes it comparable to venues such as the Riverside Stage in Brisbane and the Myer Music Bowl in Melbourne. Having experienced venue managers with vast industry knowledge and networks has had a material impact with national and international hirers. DEC has been instrumental in creating awareness and interest amongst event organisers and hirers with high level performances attracted to the venue, delivering to the Top End community a suite of cultural offerings.

PAGE: 4
 REPORT NUMBER: 18CL0011 AM:kl
 SUBJECT: GARDENS AMPHITHEATRE MANAGEMENT - DARWIN
 ENTERTAINMENT CENTRE

DEC facilitated successfully seven events during 2017 without incident. In particular, having experienced venue managers with industry experience has enabled hirers to discuss a broad range of topics with DEC professional staff who can advise hirers on options for production, site crew, marketing and ticketing. DEC is currently preparing a toolkit for hirers that will include a detailed information pack, site templates and streamlined processes in line with other DEC managed facilities and comparable venues around Australia.

After the reviewing the site and discussions with local, national and international hirers, DEC proposed several infrastructure improvements. Investment in site infrastructure will render the venue more attractive to hirers, lowering the overall operational costs for events and positively influence decisions by event organisers to include Darwin as a destination for touring acts and performances. DEC has completed some identified infrastructure improvements at the venue and contributed to some of these costs. Improvements include:

- Purchase of new portable wheelchair lift – to be used between the Gardens Amphitheatre and DEC (Completed);
- Former wheelchair ramp removal – (Completed);
- Box Office and Back Stage wi fi access – (In Progress);
- Temporary fencing and onsite storage;
- Upgrade Box Office facilities;
- Additional backstage dressing rooms and tour manager office (Demountable structure with shower facilities);
- Split system air-conditioners in the rear of the existing building;
- CCTV;
- Upgrade to site safety lighting;
- Power system upgrades; and
- Increased public and performer amenities.

All user groups, commercial and community based will benefit from infrastructure improvements.

DEC has advised the current fees and charges for venue rental are well below those of comparable venues nationally. To support the professional management and use of the facility, the recommended increase in venue rental will bring the management protocols and procedures in lines with national venues. Revised commercial hire fees and charges (and deposits) will ensure that entrepreneurs do not block book the venue and cancel bookings at late notice. DEC believes that increased commercial hire fees while improving service, will increase interest and attract more large scale, commercial events to the venue.

Comparable venues nationally all retain control of the ticketing of events and performances at respective venues. A recent risk management audit has identified that without control of ticketing, DEC is unable to determine accurate numbers inside the venue at any given time. This raises serious safety and governance concerns in the event of a security threat, accidents requiring efficient evacuation or

PAGE: 5
 REPORT NUMBER: 18CL0011 AM:kl
 SUBJECT: GARDENS AMPHITHEATRE MANAGEMENT - DARWIN
 ENTERTAINMENT CENTRE

environmental disaster. Currently, neither DEC nor Council have any capacity to confirm to the appropriate authorities that the venue capacity has not been exceeded for large scale events.

A wide range of ticketing providers are currently used for events and performances at the Gardens Amphitheatre. Most, if not all, utilise interstate or international service providers. Using a well-established, reputable, local ticketing provider will ensure funds are reinvested in the community and enable DEC to maintain and support the various venue safety requirements at a national standard.

As the trial period has seen many improvements to the management of the venue and enhanced service provision to hirers, it is recommended that the transfer of operations to DEC contour for further period of five years. In addition, it is recommended that commercial hire fees be brought into line with comparable venues interstate. DEC has recommended an increase from the current \$1,654 to \$7,500 (excl GST) or 6% of net box office (whichever is greater). It is proposed to introduce the new fee structure from 1 January 2019 to enable appropriate consultation timeframes for hirers. In addition, DEC seeks approval from Council to provide exclusive ticketing services to all events from 1 July 2018 to provide safety and service assurance to stakeholders and the community.

CONSULTATION PROCESS

In preparing this report, the following City of Darwin officers were consulted:

- Manager City Operations

In preparing this report, the following External Parties were consulted:

- Darwin Entertainment Centre
- Department of Tourism and Culture

POLICY IMPLICATIONS

City of Darwin Policy No. 046 – Recreation and Healthy Lifestyle, provides a framework for the design, development and management of facilities that support pursuits to encourage healthy lifestyles and community connectedness.

City of Darwin Policy No. 007 – Arts and Cultural Development, supports diverse and quality art programs that encourage participation, provide access to creative spaces, enhance a sense of place and foster cultural vitality.

BUDGET AND RESOURCE IMPLICATIONS

Transferring venue management to the Darwin Entertainment Centre has resulted in increased productivity and efficiency by releasing Customer Service staff from this responsibility.

PAGE: 6
REPORT NUMBER: 18CL0011 AM:kl
SUBJECT: GARDENS AMPHITHEATRE MANAGEMENT - DARWIN
ENTERTAINMENT CENTRE

RISK/LEGAL/LEGISLATIVE IMPLICATIONS

Currently, a management agreement between Council and the Darwin Entertainment Centre provide the framework for the management of operations of the Gardens Amphitheatre. It is proposed a further five year agreement be entered into for the ongoing management and operations of the facility.

ENVIRONMENTAL IMPLICATIONS

Nil

COUNCIL OFFICER CONFLICT OF INTEREST DECLARATION

We the Author and Approving Officers declare that we do not have a Conflict of Interest in relation to this matter.

ANNA MALGORZEWICZ
GENERAL MANAGER CITY LIFE

BRENDAN DOWD
CHIEF EXECUTIVE OFFICER

For enquiries, please contact Anna Malgorzewicz on 89300633 or email:
a.malgorzewicz@darwin.nt.gov.au.

ENCL: 1ST ORDINARY COUNCIL MEETING/OPEN AGENDA ITEM: 14.1.2
 YES

CITY OF DARWIN SUBMISSION – DRAFT NATIONAL ALCOHOL STRATEGY 2018-2026

REPORT No.: 18CL0012 KH:kl COMMON No.: 3717712 DATE: 13/02/2018

Presenter: Manager Vibrant Communities, Katie Hearn

Approved: General Manager City Life, Anna Malgorzewicz

PURPOSE

This report responds to the Draft National Alcohol Strategy 2018-2026, a national framework to prevent and minimise alcohol related harms in Australian communities, families and individuals, released by the Commonwealth Department of Health for community feedback. This report provides a draft response for Council consideration.

LINK TO STRATEGIC PLAN

The issues addressed in this Report are in accordance with the following Goals/Strategies as outlined in the 'Evolving Darwin Towards 2020 Strategic Plan':-

Goal

1. Collaborative, Inclusive and Connected Community

Outcome

1.1 Community inclusion supported

Key Strategies

1.1.1 Develop and support programs, services and facilities, and provide information that promotes community spirit, engagement, cohesion and safety

KEY ISSUES

- Community and stakeholder feedback has been invited following release of the Commonwealth Department of Health Draft National Alcohol Strategy 2018-2026.
- The national framework aims to prevent and minimise alcohol related harms amongst Australian families, communities and individuals.
- Council's Safer Vibrant Darwin Plan 2016-2019 is underpinned by collaboration, harm reduction, supply reduction and a strong advocacy agenda which has been drawn upon to inform Council's response.
- The proposed draft submission continues to advocate for the key priority areas contained within the Safer Vibrant Darwin Plan 2016-2019 and seeks greater emphasis on coordination, accessible data and a more inclusive governance framework.

PAGE: 2
 REPORT NUMBER: 18CL0012 KH:kl
 SUBJECT: CITY OF DARWIN SUBMISSION - DRAFT NATIONAL ALCOHOL STRATEGY 2018-2026

RECOMMENDATIONS

- A. THAT Report Number 18CL0012 KH:kl entitled City of Darwin Submission - Draft National Alcohol Strategy 2018-2026, be received and noted.
- B. THAT Council endorse the City of Darwin response to the Draft National Alcohol Strategy 2018-2026 at **Attachment A** to report Number 18CL0012 KH:kl entitled City of Darwin Submission - Draft National Alcohol Strategy 2018-2026.

BACKGROUND

PREVIOUS DECISIONS

DECISION NO.21\5529 (27/06/17)

NT Alcohol Policies and Legislation Review

Report No. 17C0045 KH:es (27/06/17) Common No. 3562620

- B. *THAT Council endorse the City of Darwin response submission to the Northern Territory (NT) Government Review of Alcohol Policies and Legislation at Attachment A as amended to suggest some stronger responses to licensing, takeaway licenses, closing hours, provision of support facilities, review of dry area legislation enforcement, impact on residents and other administrative matters to report Number 17C0045 KH:es entitled NT Alcohol Policies and Legislation Review.*

DECISION NO.21\4070 (09/02/16)

Safer Vibrant Darwin 2016-2019

Report No. 16C0001 KH:kl (09/02/16) Common No. 2407653

- B. *THAT Council endorse the draft Safer Vibrant Darwin Plan 2016-2019 at **Attachment A** of Report Number 16C0001 KH:kl entitled Safer Vibrant Darwin Plan 2016-2019.*
- C. *THAT Council note implementation of the Safer Vibrant Darwin Plan 2016-2019 will form part of the work of the Public Spaces Services Collaboration Group.*
- D. *THAT Council launch the Safer Vibrant Darwin Plan 2016-2019 in partnership with key stakeholders.*

PAGE: 3
 REPORT NUMBER: 18CL0012 KH:ki
 SUBJECT: CITY OF DARWIN SUBMISSION - DRAFT NATIONAL ALCOHOL STRATEGY 2018-2026

DISCUSSION

Background Context

Alcohol harms adversely impacting the health and wellbeing of the Darwin community and community life have been key concerns for Council over many years.

In the Northern Territory, 38.6 per cent of people aged 12 years and older consume alcohol at rates that place them at risk of short-term harm and 28.8 per cent over consume alcohol at levels that place them at risk of long-term harm, including chronic disease and illness.¹

Alcohol is highly accessible. According to the NT Department of Attorney General & Justice database as at June 2017, there are currently 348 liquor licenses listed for Darwin City and Darwin Inner City inclusive of packaged liquor outlets, pubs, vessels, clubs, hotels and cafes.² In 2015/2016 there were 9124 alcohol related presentations to NT hospital Emergency Departments. Alcohol is associated with nearly 65 per cent of all family and domestic violence cases where the alcohol status is known. In some areas of the NT, this figure is more than 80 per cent.³

Council employs a range of strategies in efforts to contribute to a safer community. The impacts of adverse alcohol harms are far reaching for the municipality and include compromised amenity, poor health and wellbeing outcomes for vulnerable people, costly clean-up of public spaces and a community where all residents and visitors do not feel adequately safe or welcome.

Council adopted its own stakeholder and community informed plan, namely, the Safer Vibrant Darwin Plan 2016-2019 which details its efforts in working together to improve community amenity and safety in context of alcohol harms. Council's Plan aligns favourably with the Draft National Alcohol Strategy 2018-2026 and brings to life many of the priority areas and opportunities for action described in the national framework.

In June 2017, Council provided a substantial response to the Northern Territory Government's Review of Alcohol Policy and Legislation to advocate for supply reduction, harm minimisation, evidence based policy and service design and a more collaborative sharing of the burden of response through partnerships.

Council welcomes the National Alcohol Strategy 2018-2026 Consultation Draft and notes a significant number of *Opportunities For Action* that are complementary to Council's own Plan. It's four strategic priority areas for action:

1. Improving community safety and amenity
2. Managing availability, price and promotion.

¹ Australian Institute of Health and Welfare. (2014). *National Drug Strategy Household Survey 2013*. Retrieved from: <http://www.aihw.gov.au/alcohol-and-other-drugs/data-sources/ndshs-2013/>

² *Licensing, Regulation and Alcohol Strategy (2017)*. <http://notes.nt.gov.au/nt/dibrllr.nsf/WebByRegion?OpenView&Start=1&Count=300&Expand=1.2.1#1.2.1>

³ *Northern Territory Government*. (2017). *Alcohol Polices and Legislation Review In The Northern Territory*.

PAGE: 4
 REPORT NUMBER: 18CL0012 KH:kl
 SUBJECT: CITY OF DARWIN SUBMISSION - DRAFT NATIONAL ALCOHOL STRATEGY 2018-2026

3. Supporting individuals to obtain help and systems to respond.
4. Promoting healthier communities.

The submission attached to this report builds on Council's advocacy agenda and seeks greater leadership from the Commonwealth Government in the development of accessible data, clarity of coordination responsibilities, firmer accountability for roles and actions including timeframes and a governance structure more inclusive of local government.

Whilst the Draft National Alcohol Strategy 2018-2026 provides a solid framework, there is a clear need to advance the Strategy further if the modest goal of a 10% reduction in alcohol harms is to be achieved.

CONSULTATION PROCESS

In preparing this report, the following City of Darwin officers were consulted:

- Coordinator Darwin Safer City Program

In preparing this report, the following External Parties were consulted:

- National Local Government Drug and Alcohol Advisory Committee (capital city members of which City of Darwin is a member).
- City of Darwin staff and local stakeholders also attended discussion group meetings during late 2015 conducted on behalf of the Federal Government to flesh out key areas pertinent to the development of the new Strategy.

POLICY IMPLICATIONS

The Safer Vibrant Darwin Plan 2016-2019 provides Council a holistic framework to guide its strategic directions, advocacy agenda and policy development in responding to alcohol harms in a community liveability and safety context. The commentary provided in *Attachment A, Draft National Alcohol Strategy 2018-2026*, align with Council's existing Plan.

BUDGET AND RESOURCE IMPLICATIONS

Nil

RISK/LEGAL/LEGISLATIVE IMPLICATIONS

Nil

ENVIRONMENTAL IMPLICATIONS

Nil

PAGE: 5
REPORT NUMBER: 18CL0012 KH:kl
SUBJECT: CITY OF DARWIN SUBMISSION - DRAFT NATIONAL ALCOHOL STRATEGY 2018-2026

COUNCIL OFFICER CONFLICT OF INTEREST DECLARATION

We the Author and Approving Officers declare that we do not have a Conflict of Interest in relation to this matter.

KATIE HEARN
MANAGER VIBRANT
COMMUNITIES

ANNA MALGORZEWICZ
GENERAL MANAGER CITY LIFE

For enquiries, please contact Anna Malgorzewicz on 89300633 or email:
a.malgorzewicz@darwin.nt.gov.au.

Attachments:

- Attachment A:** City of Darwin Submission, Draft National Alcohol Strategy 2018-2026
Attachment B: Consultation Draft National Alcohol Strategy 2018-2026

City of Darwin Response to the Consultation Draft National Alcohol Strategy 2018-2026

Council welcomes the opportunity to provide feedback to the National Alcohol Strategy 2018-2026 Consultation Draft and notes many aspects of the Strategy are complementary to Council's own Safer Vibrant Darwin Plan 2016-2019 inclusive of the four strategic priority areas for action:

1. Improving community safety and amenity.
2. Managing availability, price and promotion.
3. Supporting individuals to obtain help and systems to respond.
4. Promoting healthier communities.

It is affirming to note many of the Opportunities For Action that underpin each goal and objective of the Draft Strategy are already implemented by City of Darwin in partnership with local service providers following extensive community and stakeholder engagement. Examples include:

- Mobile Assistance Patrols (Assertive Outreach Response).
- Application of Crime Prevention Through Environmental design for venues and spaces (CPTED).
- Licensing procedures that consider outlet density, trading hours, impact on amenity, drawing on local evidence and local community concerns.
- Improved awareness and enforcement of secondary supply support legislation and consideration for a nationally consistent approach.
- Support for communities to declare themselves Dry.
- Treatment which addresses substance use and other anti-social behaviours such as violence and drink driving including within the prison and drug treatment systems.
- Local input into liquor licensing decisions.
- Consideration of floor pricing for cheap high volume product.

Given Australia has been silent on a national alcohol strategy for several years, the opportunity for the Commonwealth Government to lead, resource and guide communities achieve much needed change is indicated. In the context of community wellbeing, Council strongly supports the key pillars of demand, supply and harm reduction, evidence based and practice informed action, collaboration and sharing the burden of response to meet community need.

The Northern Territory and Australia more broadly, must confront a plethora of issues pertinent to alcohol harms. While the Draft Strategy describes numerous opportunities for action there is insufficient detail concerning resources, how actions can be universally measured for impact consistent across all municipalities and adoption of timeframes and role clarity to ensure accountability.

Purpose

The Draft National Alcohol Strategy 2018-2026 provides a solid framework however there is a clear need to advance the Strategy further if the modest goal of a 10% reduction in alcohol harms is to be achieved.

City of Darwin Response to the Consultation Draft National Alcohol Strategy 2018-2026

Additionally, the Strategy calls for a high degree of collaboration and coordination, however there is a lack of guidance and accountability measures for how this approach is to be achieved.

Evidence and data access

Evidence based policy is a central requirement for contemporary social policy and the Draft Strategy also asserts this approach. There is however potential for the Strategy to be more aspirational in nature rather than a guiding framework, if agreed measures that all stakeholders contribute to are not embedded, coupled with timeframes and accountabilities.

Critical to agreed measures is the accessibility of relevant data sources to enable partner services/government agencies scope to measure and adjust interventions and programming. Such access is particularly important if community and population level change is to be achieved over the eight year span. It is acknowledged that broad indicators of change are contained within the Strategy, however, accessible and timely data (open access data) that relates to each goal, objective and opportunity for action is required to bring the Strategy to life and to create relevancy for all municipalities.

There is a significant opportunity for the Commonwealth Government to lead the development of accessible data to inform ongoing contributions and measurement of impact by all stakeholders. A universal data portal linked to the Strategy would encourage all communities to contribute to the Strategy in efforts to influence change in their own neighbourhoods, States and Territories and be active partners in the framework. The absence of an accessible and timely open data portal (or the like) will potentially render the Strategy a virtual list of opportunities for action, absent of timeframes, accountabilities or impact measures.

To illustrate, the Draft National Alcohol Strategy 2018-2026 lists 16 opportunities for action to improve community safety with population level change indicators:

Priority 1	Improving Community Safety
Objective 1	Less injury and violence
Opportunities for Action	

- Accessible Public Transport
- Build The Capacity of local community stakeholders to identify and respond to prevent harm.
- Plastic glassware in high risk settings.

If accessible data, pre-determined evaluation measures and timeframes are included, there is greater capacity for local government, community groups, industry and all organisations to work together to reduce harm. The Commonwealth is ideally placed to lead in this regard which will encourage buy-in from stakeholders and broker real collaboration if all communities and stakeholders are working toward the same change that can be measured and evaluated equally.

Governance and Local Government

Inclusion of local government in the proposed governance framework is critical given it is the sphere of government most aligned to community life and city/community services and management. It is readily placed to advocate, facilitate, deliver and engage with its communities.

City of Darwin notes the development of a new Alcohol Reference Group within the governance framework and affirms the inclusion of local government as a key stakeholder in this structure. This supports the stated purpose of the Strategy that advocates strongly for coordination and collaboration across jurisdictions, portfolios and the community as essential. City of Darwin urges the Commonwealth to leverage from the strong community connectivity local government has and considers further opportunities to partner with local government in this regard.

Stated accountability measures and clarity of responsibilities for each objective and action is required to ensure services funded to deliver programs, government agencies and all local governments are committed to work collaboratively to the same end point. Without accountability measures, implementation for each objective has potential to be ad hoc, uncoordinated and problematic to measure.

City of Darwin supports the priority areas of focus as described within the Plan along with many of the suggested Opportunities For Action and urges the Commonwealth Government to further consider a more robust implementation and evaluation plan to support the Strategy that is informed by greater more accessible evidence and data. City of Darwin looks forward to working in partnership in support of a reduction in alcohol harms across the municipality and beyond.



CONSULTATION DRAFT
NATIONAL
ALCOHOL
STRATEGY

A national framework to prevent and
minimise alcohol-related harms among
individuals, families and communities.

2018–2026

© Commonwealth of Australia as represented by the Department of Health 2018

National Alcohol Strategy 2018–2026

Publications Number: 12045

Creative Commons Licence



This publication is licensed under the Creative Commons Attribution 4.0 International Public License available from <https://creativecommons.org/licenses/by/4.0/legalcode> (“Licence”). You must read and understand the Licence before using any material from this publication.

Restrictions

The Licence may not give you all the permissions necessary for your intended use. For example, other rights (such as publicity, privacy and moral rights) may limit how you use the material found in this publication.

The Licence does not cover, and there is no permission given for, use of any of the following material found in this publication:

- the Commonwealth Coat of Arms. (by way of information, the terms under which the Coat of Arms may be used can be found at www.itsanhonour.gov.au);
- any logos and trademarks;
- any photographs and images;
- any signatures; and
- any material belonging to third parties.

Attribution

Without limiting your obligations under the Licence, the Department of Health requests that you attribute this publication in your work. Any reasonable form of words may be used provided that you:

- include a reference to this publication and where, practicable, the relevant page numbers;
- make it clear that you have permission to use the material under the Creative Commons Attribution 4.0 International Public License;
- make it clear whether or not you have changed the material used from this publication;
- include a copyright notice in relation to the material used. In the case of no change to the material, the words “© Commonwealth of Australia (Department of Health) 2017” may be used. In the case where the material has been changed or adapted, the words: “Based on Commonwealth of Australia (Department of Health) material” may be used; and
- do not suggest that the Department of Health endorses you or your use of the material.

Enquiries

Enquiries regarding any other use of this publication should be addressed to the Branch Manager, Communication Branch, Department of Health, GPO Box 9848, Canberra ACT 2601, or via e-mail to corporatecomms@health.gov.au.

CONTENTS

- The National Alcohol Strategy 2018–2026 at a Glance..... 2
- Introduction 3
- Purpose of a National Alcohol Strategy 4
- Alcohol-Related Harm:
Where are we now?..... 7
- A Strategic Response..... 11
- Priority Areas of Focus 13
- Governance 24
- Monitoring Progress 26
- Appendix A..... 28
- Appendix B..... 29

This Strategy acknowledges the importance of Aboriginal people’s relationships with each other and with the broader Australian community. It responds to the overwhelming message from Australians of all backgrounds, that we share a desire to be connected to our communities, to feel as if we have something to aspire to and be valued and respected.

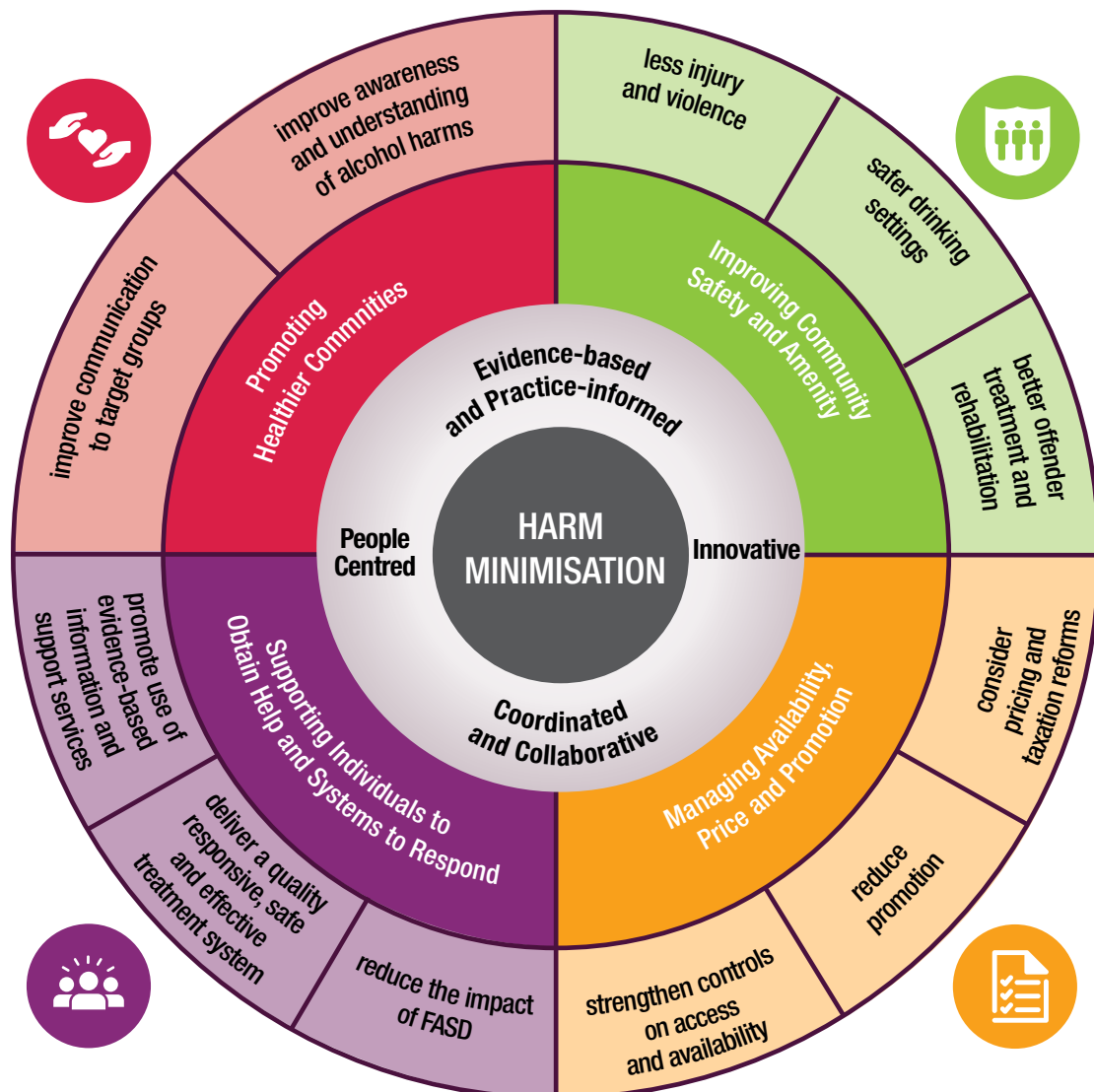


THE NATIONAL ALCOHOL STRATEGY 2018–2026 AT A GLANCE

Aim

To provide a national framework to prevent and minimise alcohol-related harms among individuals, families and communities by:

- Identifying agreed national priority areas of focus and opportunities for action;
- Promoting and facilitating collaboration, partnership and commitment from the government and non-government sectors; and
- Targeting a 10% reduction in harmful alcohol consumption.
 - alcohol consumption at levels that puts individuals at risk of injury from a single occasion of drinking, at least monthly.
 - alcohol consumption at levels that puts individuals at risk of disease or injury over a lifetime.



INTRODUCTION

Alcohol in Australia

Alcohol is a complex issue in Australian society.

It is the most widely used drug in Australia, with almost 90% of adults reporting having consumed alcohol at some point over their lifetime and 80% consuming at least some alcohol in the previous 12 months.¹

Most Australians do not drink at levels that put them at risk of disease or injury, however, more than a quarter do drink at levels that put at risk of injury from a single occasion of drinking (at least monthly) and 17% drink at levels that put them at risk of disease or injury over a lifetime. Drinking at these levels presents a significant social cost due to the increased risk of alcohol related disease, street and family violence, sexual assault and road accidents.²

This *National Alcohol Strategy 2018–2026* ('the Strategy') provides a framework for directing national and local action to prevent and minimise these harms.

Harms associated with alcohol

The harms associated with alcohol are equivalent to, or greater than, those for illicit drugs. Examples of these harms include:

- ✔ Contributing (second only to tobacco) to Australia's burden of disease—with alcohol use being linked as a risk factor/contributor to more than 200 chronic diseases (including seven types of cancer);³
- ✔ Acting as one of Australia's leading causes of drug-related death (second only to tobacco)—with more than 5,500 deaths estimated to be attributable to alcohol annually;⁴
- ✔ Contributing significantly to violence and assaults—including domestic, family and intimate partner violence;⁵
- ✔ High economic and service delivery impacts on community services—including policing health, justice and local government services;⁶
- ✔ Contributing to avoidable injury and road accidents;⁷
- ✔ Cause of birth defects and behavioural and neurodevelopmental abnormalities including Fetal Alcohol Spectrum Disorder (FASD) which have life-long impacts; and
- ✔ Reductions in productivity in the workplace.

PURPOSE OF A NATIONAL ALCOHOL STRATEGY

For more than 30 years the Commonwealth, state and territory governments have collaborated to provide comprehensive, evidence-informed approaches for reducing harm from alcohol. This Strategy continues the long-standing national commitment to tackling risky alcohol use and related harm in the community through a combination of law enforcement, prevention, early intervention and health care strategies.

The Strategy builds on the existing efforts and responses to prevent and minimise alcohol-related harms, and provides a guide for focusing and coordinating population-wide and locally appropriate responses to alcohol-related harm by governments, communities and service providers. The Strategy also reiterates Australia's commitment to the *World Health Organization Global Action Plan for the Prevention of and Control of Non-Communicable Diseases 2013–2020*, which includes a voluntary target of a reduction in harmful alcohol consumption of 10% by 2025.⁸

The Strategy also reflects Australia's support for the World Health Organization *Global Strategy to Reduce Harmful Use of Alcohol*⁹ (including strong alignment between the overarching aim, goals and priority areas of this Strategy with the priorities and areas of action of the Global Strategy) and the United Nations *2030 Agenda for Sustainable Development Goals*.¹⁰

Importantly, this Strategy recognises that coordination and collaboration across jurisdictions, portfolios and the community is essential. Alcohol harms can be closely intertwined with mental health problems, a lack of social connection, experiences of trauma and exacerbated by a lack of income, employment, housing and education. Effective interventions require a cross-agency response, including health care, education, social services, liquor regulators, law enforcement, the justice system and local government.

Preventing and minimising alcohol-related harms in Australia cannot be achieved by governments alone. A strength of Australia's approach to reducing alcohol-related harm has been the strong and enduring partnerships developed between governments, non-government organisations and community groups. This Strategy seeks to further strengthen these partnerships, including through the establishment of a new Alcohol Reference Group (Reference Group) (involving non-government and government sector representatives).

Membership of the Reference Group will be drawn from representatives of all levels of government (Commonwealth, state and territory and local governments), as well as non-government, health, policing and research sectors. Membership of the Reference Group will be determined by the National Drug Strategy Committee (NDSC). The proposed role of the Reference Group is detailed later in the Strategy (see *Governance*).

The alcohol manufacturing industry, wider retail and hospitality industries, advertising, broadcasting and sporting industries play a significant role in Australia's economy and social fabric. These industries also have a responsibility in supporting and taking appropriate action to prevent and minimise alcohol-related harms through the lawful, responsible supply of alcohol and their ability to influence drinking behaviours.

While acknowledging the relevance and responsibility of the alcohol industry and associated industries to contribute to the prevention and minimisation of alcohol-related harms, it is also acknowledged that they will not be eligible for membership of the Reference Group.

Development of the Strategy

The development of the Strategy has been informed by a national consultation process in 2015, which included focus groups, key informant interviews, online survey feedback and written submissions.

This consultation informed the identification of the challenges facing Australia in relation to alcohol related-harm, as well as the underpinning strategic principles, the key priorities of focus, priority populations, and opportunities for action.

A second phase of consultation was undertaken in 2017 to further inform the strategic direction and priorities of the Strategy.

The Strategy operates as a sub-strategy of the *National Drug Strategy 2017–2026*¹¹ and as such is underpinned by the principle of harm minimisation (encompassing demand, supply and harm reduction).

Furthermore, this Strategy will cover a nine-year period (2018–2026) so that it aligns with the conclusion of the overarching *National Drug Strategy 2017–2026*. In recognition of the need to ensure that emerging issues are considered over the life of the Strategy, the NDSC will receive regular reports from the Reference Group which can highlight any new and emerging issues of concern. A mid-point review of the Strategy will also be undertaken.

There are two other national sub-strategies that closely align with and support the aim of the National Alcohol Strategy 2018–2026:

- ✔ The *National Aboriginal and Torres Strait Islander People's Drug Strategy 2014–2019*;¹² and
- ✔ The *National Alcohol and Other Drug Workforce Development Strategy 2015–2018*.¹³

The Strategy has been developed and endorsed by the NDSC and the Ministerial Drug and Alcohol Forum.



**1 in 4
Australians**
are drinking alcohol
at risky levels

Alcohol can be
purchased for
**less than
40 cents
per standard
drink**



10–15%
of emergency
department
presentations are
alcohol-related

25%
of all frontline police
officers' time is taken
by alcohol-related
crime



1 in 2 women
who are pregnant
consume alcohol
during their
pregnancy



Alcohol was
involved in **34%**
of intimate partner
violence incidents;
and **29%** of family
violence incidents

Alcohol is a
**leading cause
of drug-related
death – with
more than
5,500 deaths**
estimated to be
attributed to alcohol
in any year



1 in 4
of all road fatalities
can be attributed to
drink driving



In Australia there is
**1 licenced
venue for every
317 people**

Alcohol was the **most common drug of
concern** for people accessing specialist treatment
in 2015–16 accounting for **32% of episodes**

Sources: see panel on page 33 for details

ALCOHOL-RELATED HARM: WHERE ARE WE NOW?

Australia is regularly reported or casually referred to as having an “alcohol culture” where not consuming alcohol can be viewed as being “unAustralian”.^{14, 15, 16}

There are many Australians for whom this perception of the cultural norm contributes to increased risk of serious harm and development of harmful drinking patterns. Examples of alcohol being embedded in the Australian culture include drinking to intoxication being seen as a rite of passage to adulthood, the perception that celebration and consuming alcohol are intrinsically linked, public figures are glorified for drinking alcohol, widespread alcohol availability and accessibility of cheap alcohol products, social and peer pressure/expectation to consume alcohol and exposure to alcohol advertising and promotion.

Australia’s overall consumption of alcohol (on a per capita basis), and the percentage of people reporting abstinence from alcohol has either declined or remained stable between 2009 and 2016,¹⁷ with significant improvements observed among younger Australians.¹⁸

However, there are still a significant number of Australians consuming alcohol at risky levels, impacting their health and potentially also the wellbeing of others around them. Australia has national guidelines: *Australian Guidelines to Reduce Health Risks from Drinking Alcohol*, which help to define levels of alcohol consumption where risks to harm (including injury and disease) are minimised. These guidelines go beyond looking at the short-term risks of alcohol consumption, to life-time risks of alcohol-related harm.¹⁹ The Guidelines are used as the basis of defining risky or harmful drinking throughout this Strategy and are provided for reference at Appendix A.

Harmful patterns of drinking have been associated with a variety of acute harms including alcohol poisoning and injuries due to intoxication, pedestrian injuries and fatalities, drownings, suicides, work accidents, crime, public disorder, road traffic accidents and interpersonal violence.

Among recent drinkers, 6.7% had injured themselves or someone else because of their drinking in their lifetime and 2.3% had done so in the last 12 months.²⁰ Very high-risk drinkers that consumed 11 or more standard drinks on a single occasion at least monthly were about 5 times as likely as recent drinkers to have injured themselves or someone else due to their drinking in the last 12 months.²¹ Around 10% of Australians (who consume alcohol) report driving a motor vehicle after drinking,²² and 40% of young Australians having been in a vehicle with an alcohol-affected driver.²³

People often do not recognise that they are consuming alcohol in quantities that are damaging to their health and tend not to associate themselves as problem drinkers.

This may be the result of a relatively poor understanding of alcohol’s contribution to Australia’s burden of disease, including being linked with more than 200 chronic diseases,²⁴ and not associating some of their own health conditions with their alcohol consumption. Many are unaware of alcohol consumption’s contribution to cancer, cerebrovascular, cardio-vascular, liver and digestive disease.

But this is not just a health issue or public safety issue—it has a whole of society impact, including on productivity. Risky drinkers were more likely to miss at least 1 day of work in the past 3 months due to their alcohol use than low-risk drinkers.²⁵

This Strategy supports approaches to prevent and minimise harmful alcohol consumption among those most at risk as well as broader population-based measures. The Strategy also recognises that efforts need to be focused on strategies for preventing and minimising alcohol-related harms in all locations where harms occur as a result of alcohol consumption.

Disproportionate Impacts of Alcohol-Related Harm

This Strategy recognises that alcohol-related harms are not experienced uniformly across the population, with disproportionate levels of harm being experienced within some contexts and communities.

Aboriginal and Torres Strait Islander people

Overall, Aboriginal and Torres Strait Islander people are more likely to abstain from drinking alcohol than non-Aboriginal and Torres Strait Islander people (31% compared with 23% respectively). However, among those who did drink, higher proportions drank at risky levels (20% exceeding the lifetime risk guidelines) and were more likely to experience alcohol-related injury than non-Aboriginal and Torres Strait Islander people (35% compared to 25% monthly, respectively).²⁶

For this reason, Aboriginal and Torres Strait Islander people suffer from disproportionate levels of harm from alcohol, including alcohol-related mortality rates that are 4.9 times higher than among non-Aboriginal and Torres Strait Islander people.²⁷

The poorer overall health, social and emotional wellbeing of Aboriginal and Torres Strait Islander people than non-Aboriginal and Torres Strait Islander people are also significant factors which can influence drinking behaviours.²⁸

People in remote areas

People residing in remote areas have reported drinking alcohol in quantities that place them at risk of harm at higher levels than those living in less remote regions.

People in remote and very remote areas were 1.5 times as likely as people in major cities to consume 5 or more drinks at least monthly and 2.4 times as likely to consume 11 or more drinks (at least monthly).²⁹

People with co-morbid mental health conditions

Research has linked alcohol use with mental health problems in many ways. For example, alcohol misuse can promote the development of mental health disorders such as depression, anxiety and/or social problems—around 37% of people who report problems with alcohol also have a co-occurring anxiety and/or mood disorder. The risk of having a mental illness is around four times higher for people who drink alcohol heavily than for people who do not.³⁰

Pregnant women (or those planning a pregnancy)

Alcohol consumption during pregnancy can result in birth defects and behavioural and neurodevelopmental abnormalities including Fetal Alcohol Spectrum Disorder (FASD). Data from states and territories have estimated FASD rates at 0.01 to 1.7 per 1000 births in the total population and 0.15 to 4.70 per 1000 births for the Aboriginal and Torres Strait Islander population.³¹ There is evidence that indicates some communities are experiencing much higher incidences of FASD and therefore the lifelong impacts of FASD.³²

The relationship between the consumption of alcohol during pregnancy and the expression of FASD is complex, but avoiding drinking before or during pregnancy eliminates the risk of FASD.

Around 1 in 2 women report consuming alcohol during their pregnancy, with 1 in 4 women continuing to drink after they are aware they are pregnant. Of these women, 81% drank monthly or less with 16.2% drinking 2–4 times a month.³³

Teenagers and young adults

While the number of teenagers choosing to abstain from alcohol is increasing (72% in 2013 to 82% in 2016), once this age group begin to drink alcohol they are more likely to drink to become intoxicated than any other age group (1 in 5 people in their 20s). Recent data shows that 15% of younger Australians drink more than 11 drinks on a single occasion at least monthly.³⁴

Such risky drinking behaviour can lead to acute alcohol-related harms and to undertaking risky or antisocial behaviour. Social pressures can also influence young people to consume alcohol in harmful ways. Additionally, due to their developing brains and bodies, young people may be more vulnerable to the physical effects of alcohol and impairment of cognitive performance.

Data has also highlighted that 13% of deaths in 14–17year olds can be attributable to alcohol.³⁵

Adults in their 40s, 50s and 60s

Some people in these age groups may drink more frequently than other age groups, as alcohol becomes part of their daily routine, or may be continuing drinking habits from earlier years.

Approximately 1 in 5 adults in these age groups drink at risky levels, averaging more than 2 standard drinks a day. Data has also shown a significant increase in people in their 50s and 60s consuming 11 or more standard drinks on at least a single drinking occasion in the last year (11.9% and 6.1% respectively).³⁶

The frequency of their drinking can lead to many long-term health risks such as liver disease, high blood pressure and cancer.

Older people (70+)

There is an increasing prevalence of harmful drinking among people aged 65 and over with these individuals the most likely age group to drink daily (19.5% of males; 8.7% of females).³⁷

As older people may have a lower physical tolerance for alcohol, and alcohol can exacerbate other health conditions or interact with prescription medication, they have increased susceptibility to harmful alcohol use. Older people are also at increased risk of experiencing alcohol-related harm due to physiological changes associated with the natural ageing process including falling or injuring themselves or forgetting to take medications because of the use of alcohol.

Psychosocial factors, such as bereavement, retirement, boredom, loneliness, homelessness and depression) among older people can also be associated with higher rates of alcohol consumption.³⁸

With alcohol being the most common substance of misuse among older people, under-detection of alcohol problems is of immediate concern. Alcohol misuse in the older population can increase further if older people continue drinking habits that they have developed over their lifetime without considering these aforementioned risks. A lack of sound alcohol screening to detect risky drinking may result in a greater need for treatment, longer duration of treatment, increased use of ambulance services, and higher rates of hospital admission.

Lesbian, gay, bisexual and transgender people

People who identify as lesbian, gay or bisexual are more likely than heterosexual people to drink alcohol at levels that place themselves at risk of immediate and lifetime alcohol-related harm. Lesbian, gay, bisexual people are less likely than heterosexual people to be abstainers or ex-drinkers (14.3% compared to 21.3%); are more likely to be lifetime risk drinkers (25.8% compared to 17.2%); and, more likely to consume eleven or more standard drinks on a monthly and yearly basis (12.6% compared to 6.9%, and 27.8% compared to 15.3%).³⁹

People from culturally and linguistically diverse (CALD) backgrounds

While risky alcohol consumption is lower in non-English speaking populations (5.4%) than English-speaking populations (18.6%),⁴⁰ people from CALD backgrounds with alcohol use problems are a priority population because of the barriers they may face to receiving appropriate help and support.

Services for alcohol dependent users should consider specific risk factors faced by CALD populations, such as cultural sensitivities and support for English as a second language. These significant barriers can increase the vulnerability of people from CALD backgrounds, particularly the most vulnerable sub-populations of youth, migrants and refugees.

A STRATEGIC RESPONSE

This Strategy provides a guide to inform ongoing development, promotion and coordination of national and locally delivered evidence-based and practice-informed responses to agreed priorities.

As a sub-strategy of the *National Drug Strategy 2017–2026*, this Strategy is built on the overarching principle of harm minimisation (including the three pillars of demand, supply and harm reduction) and shares its underpinning strategic principles. The following additional strategic principles have been identified to guide Australia’s approach to preventing and minimising alcohol-related harm:

Evidence-based and practice-informed

Responses will be evidence-based, and where evidence does not yet exist for the most effective interventions, actions will be guided by the best available information and practice. Robust evaluation of the Strategy, new policy interventions and responses will contribute to the future evidence base.

Coordinated and collaborative

Effective interventions require multi-faceted, cross-agency responses with strong and enduring partnerships between governments, non-government organisations and community groups. There is a commitment to building strong new partnerships that can contribute to progress against the aim of the Strategy.

Innovative

Innovative actions that challenge traditional approaches should be investigated and trialled (where an appropriate evidence-base is lacking). Original and novel approaches to preventing and minimising alcohol-related harm should be encouraged where best-practice approaches are lacking.

People-centred and proportionate to the potential for harm

Whole of population approaches should be supplemented by targeted responses that recognise the disproportionate risks and harms experienced across different populations, communities and the lifespan (prenatal, antenatal and postnatal, childhood, adolescence through adulthood, mature age and across generations).



Priority Areas of Focus

The Strategy identifies four agreed national priority areas of focus for preventing and reducing alcohol-related harms in Australia:



Opportunities for Action

The Strategy highlights a number of opportunities for action under each of the priority areas of focus. These opportunities are examples of activities or initiatives that could be considered at either local, jurisdictional (state and territory) or national levels, including a mix of broad population approaches and targeted approaches.

The Strategy also provides relevant examples of evidence-based and practice-informed approaches outlined in the *National Drug Strategy 2017–2026* at Appendix B that may contribute to progress against these priorities.

Monitoring Progress

The impacts of alcohol-related harm and the responsibilities for implementation of alcohol policy extend across all levels of government and portfolios, as well as community service, public health and non-government sectors.

In recognition of the wide range of impacts and responsibilities, a key action of this Strategy is the establishment of a new Reference Group.

Membership of the Reference Group will be determined by the NDSC and be drawn from representatives of all levels of government (Commonwealth, state and territory and local governments), as well as non-government, health, policing and research sectors. See *Governance* for more detail on the role of the Reference Group.

PRIORITY AREAS OF FOCUS

The *National Alcohol Strategy 2018–2026* identifies four priority areas of focus to prevent and minimise alcohol-related harm in Australia:





PRIORITY 1: IMPROVING COMMUNITY SAFETY AND AMENITY

Harmful alcohol consumption adversely impacts community safety and amenity—through contribution to experiences of violence and assault, crime (including drink driving and accidents), additional social costs and lost productivity, and reduced capacity within community services (including emergency departments, ambulance services and police departments).

The impacts from the drinking of others vary dramatically. At one end of the spectrum, Australians are affected by reduced amenity and anti-social behaviour (such as street noise, having to avoid public parks, or petty costs from damaged property). At the other end harms can be severe, such as child abuse and neglect or physical violence or death. In 2015–16, an estimated 162,400 Australians experienced physical assault where the offender was under the influence of alcohol (37.2% of total physical assaults).⁴¹ Research has also shown that alcohol is involved in 34% of intimate partner violence incidents, with more than half of the alcohol consumed during such purchased between 500 m and 10 km from the incident location.⁴² Using national child protection data and estimating from Victorian measures of alcohol involvement, almost 20,000 children across Australia were victims of substantiated alcohol-related child abuse in 2006–2007.⁴³ Data from New South Wales has highlighted that the greatest cost to government in responding to alcohol-related harm was being borne by police.⁴⁴

The World Health Organization has noted that harmful use of alcohol and drugs is a commonly cited risk factor for experiencing and perpetrating intimate partner violence and sexual violence.⁴⁵ Greater attention should be paid to the relationship between access to alcohol and family violence in light of the evidence showing that alcohol misuse increases the severity and frequency of family violence.

There is also a high correlation between alcohol and road accidents and the substantial trauma and harm they cause. Sustained efforts to prevent and prosecute drink-driving over recent decades have resulted in a significant fall in the proportion of road fatalities involving a driver under the influence of alcohol, however drink-driving is still a factor in one-in-four road fatalities.⁴⁶ This number remains far too high and underlines the importance of further enhancing enforcement and education around drink-driving.

There have been significant actions taken by several states and territories and/or local communities to improve community safety and amenity. There are substantial opportunities to consider the lessons learned, observe the successes and consider more widespread implementation of such evidence-based and practice-informed approaches and (where appropriate) national implementation of proven effective measures.

The following at risk-populations are prioritised for the goal of improving safety and community amenity: Aboriginal and Torres Strait Islander people; teenagers and young adults, adults in their 40's, 50's and 60's; people with comorbid mental health conditions, people in remote areas, people in contact with the criminal justice system, lesbian, gay, bisexual and transgender people, and the general community.

Relevant indicators of change:

- ✔ **Emergency Department (ED) presentations:** Estimated alcohol-related ED presentations on Friday, Saturday and Sunday nights per 1,000 persons
- ✔ **Alcohol-attributable hospitalisations:** Age standardised population rates (per 10,000) of alcohol-attributable hospitalisations for adults (15+ years)
- ✔ **Alcohol-related offence data:** Including violence and motor vehicle accidents
- ✔ **Experience of alcohol-related incidents.**



Goal: Improve safety and community amenity by working to better protect the health, safety and social wellbeing of those consuming alcohol and those around them.

objective
1

Less injury and violence

objective
2

Safer drinking settings

objective
3

Better offender treatment and rehabilitation

Opportunities for action

Implement policy and legislation around serving restrictions after a set time and the type of drinks which can be purchased and cessation of sales.

Build the capacity of local community stakeholders to identify and respond to prevent harm.

Support communities to declare themselves as 'dry' communities.

Implement and evaluate new approaches to deter drinking and driving and other alcohol related anti-social behaviours, (eg. mandatory sobriety conditions for repeat offenders, linked ID scanners to prevent entry to venues, ignition interlocks and improvements to the extent and quality of alcohol education).

Plastic glassware in high-risk venues and settings.

Accessible public transport.

Provide and enforce alcohol free areas to help ensure public safety and amenity.

Ensuring venues and local governments work to the best evidence-based design specifications using Crime Prevention Through Environmental Design (CPTED)

Require licensees to ensure staff are trained in the Responsible Service of Alcohol and monitor and support compliance with such service standards.

Provide opportunities for residents to declare their private premises "alcohol-free" and support to enforce such declarations.

Mobile assistance patrols:

Supporting greater and more efficient enforcement of liquor licensing and public conduct laws.

Supporting licensing decision making to achieve outcomes that contribute to reducing or minimising alcohol-related harm and ill-health.

Early intervention and screening for first-time offenders, including diversion programs and options for referral to evidence-informed interventions or treatment services.

Treatment which addresses substance use and other anti-social behaviours (such as violence and drink driving) including within the prison and drug treatment systems.

Implement and evaluate the effectiveness of approaches to change repeat drink-driver offending behaviours, for example ignition interlocks, treatment programs.



PRIORITY 2: MANAGING AVAILABILITY, PRICE AND PROMOTION

Alcohol has become more readily available and affordable in Australia over the last decade.

Research demonstrates that as alcohol availability increases, consumption and alcohol-related problems increase. Conversely, when availability is restricted, alcohol use and associated problems decrease. There is a large body of research, mostly from Australia, New Zealand, the United States and Scandinavian countries where substantial alcohol deregulation has occurred, highlighting that increasing alcohol availability has resulted in increased risky drinking, assault rates, child maltreatment, drink-driving, car crashes and hospital admissions.^{47, 48, 49, 50, 51}

The World Health Organization has identified that taxation, restricting availability and implementing bans on advertising are the most efficient strategies to minimise the harmful use of alcohol. They are highly cost-effective in reducing the alcohol-attributable deaths and disabilities at the population level.⁵² Furthermore, measures to reduce the availability of alcohol through strengthened controls on price and promotion are key to achieving the outcomes of improving public safety and amenity (Priority 1).

However, these present challenges for Governments to implement due to the conflicting needs of disparate stakeholders. Successfully responding to these challenges lies in balancing these conflicts and ensuring the overarching aim of minimising alcohol-related harm and promoting and protecting health and wellbeing are met.

There is good evidence that higher alcohol prices decrease both alcohol consumption and alcohol-related harms while lower prices increase them. This effect is seen in overall consumption as well as in “heavy” or “problem” drinkers, and in harms to the drinker as well as to others.⁵³

The most commonly identified pricing strategies relate to volumetric taxation for alcohol (i.e. taxing products on the amount of alcohol they contain) and establishment of a minimum floor price. There is evidence showing that the volumetric taxation of alcohol is an effective approach for reducing heavy drinking and alcohol related harm, as those who consume higher amounts of alcohol would be expected to pay more. Furthermore, a number of Australian and international reports suggest raising the price of the cheapest forms of alcohol by setting a minimum floor price will have a significant impact on risky drinking.⁵⁴

Evidence demonstrates that influencing the price of the cheapest drinks on the market by establishing a floor price has a larger impact on total consumption than does increasing the prices of more expensive drinks, which tends to produce shifts in product preference.⁵⁵

Younger people amongst whom the risk of alcohol-related harms is particularly high are especially responsive to changes in alcohol prices. Increased alcohol prices have been shown to reduce the proportion of young people who are heavy drinkers, to reduce underage and binge drinking, to delay intentions among younger teenagers to start drinking and to slow progression towards drinking larger amounts.⁵⁶

Alcohol promotion has also been associated with a range of effects, from influencing immediate decisions about brand preference, to increasing the likelihood that adolescents will start to use alcohol and to drink more if they already drink alcohol. Both the content and context of advertising and the frequency of media exposure can have an impact on attitudes and behaviours.

There is a strong association between exposure to alcohol advertising and young people's drinking. Alcohol advertising in Australia is regulated under several intersecting codes and overseen at varying levels of responsibility where issues of content, platform and placement are dealt with separately. The operation of these codes, in part, aims to protect minors from exposure to alcohol products but their effectiveness in achieving this is ineffective with over 94% of Australian students aged 12 to 17 reporting having seen alcohol advertising on TV⁵⁷ and around half of all alcohol advertising being screened during "children's viewing times".⁵⁸

The relationship between alcohol advertising and sponsorship of sporting events is another issue of concern in considering exposure of young people to alcohol advertising, and one that the current arrangements do not address.

The new focus on social media and digital marketing by a range of local and global alcohol industry companies presents substantial challenges both in terms of regulatory and health promotion responses and the potential risks for exposure to alcohol advertising by minors. This will need to be an issue that is monitored very closely over the lifespan of the Strategy.

This Strategy recognises the opportunity to strengthen the codes and operation of them to reduce the exposure of alcohol advertising to young people.

This Strategy also provides an opportunity to consider the transparency of licencing decisions and the role of communities in contributing to these decisions as a way of preventing and minimising alcohol-related harms.

The following at risk-populations are prioritised for the goal of price, availability and promotion: Aboriginal and Torres Strait Islander people; teenagers and young adults, adults in their 40's, 50's and 60's; older people, people with comorbid mental health conditions, lesbian, gay, bisexual and transgender people, people in remote communities and the general community.

Relevant indicators of change:

- ✔ **Lifetime risk:** Proportion of people exceeding the National Health and Medical Research Council (NHMRC) guidelines for lifetime risk
- ✔ **Single occasion risk:** Proportion of people exceeding the NHMRC guidelines for single occasion risk
- ✔ **Very high alcohol consumption:** Proportion of population consuming 11 or more standard drinks at least monthly
- ✔ **School children:** Proportion of school students (aged 12–17) who drank more than 4 drinks on one day in past seven days
- ✔ **Age first tried alcohol:** Average age at which young people aged 14–24 first tried alcohol
- ✔ **Total alcohol consumption per capita.**



Goal: Reducing opportunities for availability, promotion and pricing contributing to risky alcohol consumption.

objective
1

Strengthen controls on access and availability

objective
2

Pricing and taxation reforms to reduce risky alcohol consumption

objective
3

Minimise promotion of risky drinking behaviours and other inappropriate marketing

Opportunities for action

Effective policing and enforcement, including test-purchasing for enforcement of age restrictions.

Licensing procedures that consider outlet density, trading hours, impact on amenity, and related risks and harms, drawing on local evidence and local community concerns.

Registration and accreditation of licensees and key support staff, including minimum skills/knowledge assessment.

National standardisation of Responsible Service of Alcohol requirements.

Improved awareness and enforcement of secondary supply legislation (and consideration for nationally consistent approach).

Build the capacity of local community stakeholders to contribute to liquor licencing processes.

Interrupt illegal importation, duty free restrictions.

Introduction of a minimum floor price for alcohol.

Taxation reform to include volumetric taxation (*as recommended by the Henry Tax Review*).

Direct revenue from alcohol taxation towards preventative health activities (including a focus on alcohol-related harm) and alcohol and other drug treatment services.

Align a single national advertising code which covers placement and content across all media which provides consistent protection of exposure to minors regardless of programming.

Implement regulatory measures to reduce alcohol advertising exposure to young people (including in sport and online).

Regulatory measures to prevent promotion of discounted/low priced alcohol including bulk-buys, two-for-one offers, shop-a-dockets and other promotions based on price.

Effective controls on alcohol promotion to protect at-risk groups including youth and dependent drinkers.



PRIORITY 3: SUPPORTING INDIVIDUALS TO OBTAIN HELP AND SYSTEMS TO RESPOND

Many Australians require support and help as a result of their alcohol use. It is important that when people make the decision to reduce or stop their alcohol consumption, services are available to respond to that decision in a timely manner. Equally, family, carers or friends may need support or advice for themselves or for the person of concern. Asking for help can be difficult, and it is critical that services are able to engage with help seekers in the moment and offer practical first contact support.

Treatment is an important part of reducing the harm from alcohol use, recognised by the release of the *United Nations Sustainable Development Goal 3.5*, to ‘*Strengthen the prevention and treatment of substance abuse, including narcotic drug abuse and harmful use of alcohol*’.⁵⁹ Effective treatment includes outpatient, inpatient and community based treatment services, as well as medication assisted treatment for alcohol dependence. An effective alcohol treatment sector includes government, non-government and private services, and relies on a knowledgeable and engaged primary care sector. This Strategy affords an opportunity to contribute to this goal by ensuring treatment coverage consistent with the treatment coverage of other health conditions and prevention efforts in line with the harm experienced in Australia.

This Strategy has identified the importance of people seeking help being able to access the service that best meet their needs.

Frontline service providers (including health professionals and other related workers) should be equipped and encouraged to deliver early and opportunistic brief interventions as part of their ongoing duties. Pathways to care and opportunistic interventions at point of access, particularly in hospital settings where there is a high prevalence of people presenting for health-related issues that are related to alcohol-related harm, are currently not being utilised systematically or in any coordinated fashion.

Technology can be a key driver in providing brief interventions and information about access to other services, with the ability to respond when a person decides to seek help in a timely manner. These initial contacts can be anonymous, quick and triage the person to the best available help in the moment they are seeking it. Such interventions can play an important role in encouraging a person to make changes to reduce their alcohol consumption. Tools such as the ASSIST-BI⁶⁰ (an easy to follow and evidence-based screening and brief intervention program) could be expanded and adapted for particular professional groups and promoted widely as an evidence based approach to screening and providing brief interventions.

It is also important to build capacity and capability of the treatment service system, acknowledging the roles of primary care (particularly in terms of screening, brief intervention and referrals) and specialist services, and the interface between them to seize the opportunities that exist in preventing and advising on harms and risks.

The provision of high quality alcohol-related harm and risk information is particularly important during pregnancy and breastfeeding. Supporting women to avoid alcohol can reduce the risks of long term damage to the developing baby. Significant work has been done to develop resources for health professionals and the specialist alcohol and drug sector, such as best practice resources for alcohol and drug dependant women, *Women Want to Know*⁶¹ and the Australian Diagnostic Guide for FASD.⁶² Further work is required to disseminate appropriate resources, provide adequate training and have alcohol consumption conversations as part of daily practice. Importantly, a new National FASD Strategic Action Plan is currently (at the time of writing this Strategy) being developed to support further evidence-based and practice-informed action to reduce the impact of FASD across Australia.

Services and support for adults with alcohol-induced brain injury (including FASD) is an important component of the health care and social services response.

Families and peers also play an important role in helping people reduce their risky alcohol consumption and need to have access to current and evidence-based information.

The following at risk-populations are prioritised for the goal of supporting individuals to obtain help and the system to respond: Aboriginal and Torres Strait Islander people; teenagers and young adults, women who are pregnant or planning pregnancy; adults in their 40's, 50's and 60's; older people, people with comorbid mental health conditions, lesbian, gay, bisexual and transgender people, people in remote communities; people in contact with the criminal justice system and the general community.

Relevant indicators of change:

- ✔ **Alcohol during pregnancy:** Proportion of pregnant women consuming alcohol during their pregnancy
- ✔ **Alcohol attributable deaths:** Age standardised population rates (per 10,000) of alcohol-attributable deaths for adults (15+ years)
- ✔ **Proportion of people with alcohol dependence** receiving medical management.



Goal: Facilitating access to appropriate treatment, information and support services.

objective
1

Promote use of evidence-based information and support services

objective
2

Deliver a quality, responsive, safe and effective treatment system

objective
3

Implementation of National FASD Strategic Action Plan

Opportunities for action

Centralise information on alcohol-related referral services and programs to support improved referral processes in primary healthcare.

Implement evidence-informed e-health options with particular attention to reaching those who would not normally access treatment.

Strengthen partnerships and communication between services to support early identification of problems and ensure treatment and ongoing care, including between:

- alcohol treatment child protection and family violence services; and
- detoxification and rehabilitation and aftercare services.

Implement parenting support programs (such as the positive parenting program and nursing mother home visit programs) and develop information and support services for alcohol-dependent parents, especially of newborns, to reduce parental alcohol consumption and improve child development prospects.

Encourage General Practitioners' engagement in the Medical Management of People with Alcohol and Other Drug Disorders.

Improve the frequency and quality of screening and opportunistic interventions for risky alcohol consumption, including through promotion and training of the ASSIST-BI.

Increase screening, assessment, referral and treatment in primary health care settings and coordination between primary care acute and specialist services.

Expand the range of intervention options from brief and early interventions through to withdrawal management, psycho-social interventions, residential rehabilitation, community care and aftercare programs.

Implement settings based approaches to identifying, screening, assessment, brief interventions and referral to minimise alcohol-related problems (for example, sexual health services, needle syringe programs, maternity, community health, justice health services).

Ensure specific services for people with severe alcohol and other drug problems are available.

Enhance the capacity of generalist healthcare, community, welfare and support services.

Implement tailored interventions across a range of health care settings including more investment in detoxification and rehabilitation services for individuals who cannot be treated in the community.

Improve availability of effective psychosocial treatment (such as counselling, cognitive behaviour therapies, etc) and social approaches including employment and housing programs.

Implementation of the National FASD Strategic Action Plan.

Improve FASD prevention through community awareness, and improved FASD detection and diagnosis.

Increase awareness of the full range of treatment options for women at risk, including outpatient counselling and relapse prevention medicines for dependence.

Promote harms to developing baby as a result of maternal alcohol consumption in school and university curricula.

Disseminate, promote and provide training to support the use of established resources.

Improve access to support services, including through the National Disability Insurance Scheme.



PRIORITY 4: PROMOTING HEALTHIER COMMUNITIES

A key aspect to reducing alcohol-related harm includes effective health promotion and prevention. Messages need to be informed by the evidence, and communications targeted to at-risk populations and populations experiencing disproportionate harm.

However, there is currently poor understanding and awareness among the population in relation to risky alcohol consumption. In 2016, 32% of males and 9.1% of females thought they could drink 3 or more drinks every day (exceeding the lifetime risk of harm guidelines) without putting their health at risk.⁶³

Regular repetition of evidence-informed messages will, over time help to create the groundswell for positive changes to attitudes and a cultural shift towards healthier and lower risk alcohol consumption behaviours. Australians are currently subjected to mixed messaging via news and public promotion of alcohol (such as the association between sport and alcohol promotion/consumption and unbalanced reporting of alcohol health impacts). It is important to encourage consistent messaging across all media in relation to the harms of alcohol.

There is a need to improve personal knowledge and susceptibility of the harms associated with risky drinking and to ensure local communities provide a policy environment that support low risk drinking choices and discourages risky drinking. This Strategy encourages leveraging opportunities for embedding alcohol risk literacy in other programs, encouraging healthy lifestyle choices and health promotion activities to actively reduce the risks associated with alcohol consumption.

There is evidence to suggest that Australians are already open to the idea of needing to address their alcohol consumption as part of a healthier lifestyle. Almost half (48%) of recent drinkers (consumed at least 1 serve of alcohol in last 12 months) took action to reduce their alcohol intake in 2016 and the main reason for doing this was due to concern for their health.⁶⁴

The foundation of promoting healthier communities is ensuring the availability of a strong evidence base. Evidence is constantly improving, and priorities and effective responses will develop during the term of the Strategy. Supporting research and building and sharing evidence is a key mechanism that allows a national approach to leverage better outcomes from local implementation. This requires ongoing research into consumption levels, consumption behaviours, harms and impacts. Regulators and service providers should encourage the use of this research to inform innovative responses. Innovative responses should be evaluated, and outcomes promoted and disseminated, further contributing to the body of evidence.

The following at risk-populations are prioritised for the goal of promoting healthier communities: Aboriginal and Torres Strait Islander people; teenagers and young adults, adults in their 40's, 50's and 60's; people in remote areas; older people, people with comorbid mental health conditions, lesbian, gay, bisexual and transgender people, and the general community.

Relevant indicators of change:

- ✓ **Total alcohol consumption per capita**
- ✓ **Lifetime risk:** Proportion of people exceeding the NHMRC guidelines for lifetime risk
- ✓ **Single occasion risk:** Proportion of people exceeding the NHMRC guidelines for single occasion risk
- ✓ **Very high alcohol consumption:** Proportion of population consuming 11 or more standard drinks at least monthly
- ✓ **School children:** Proportion of school students (aged 12-17) who drank more than 4 drinks on one day in past seven days
- ✓ **Age first tried alcohol:** Average age at which young people aged 14–24 first tried alcohol.



Goal: Improving the understanding and awareness of alcohol related harms in the Australian Community, particularly to those experiencing disproportionate risks and harms.

objective
1

Improve awareness and understanding of alcohol harms

objective
2

Improve communication to target groups

Opportunities for action

Support the NHMRC's *Australian Guidelines to Reduce Health Risks from Drinking Alcohol* to provide the highest standard of evidence-informed guidelines for health professionals, policy makers and the Australian community on reducing health risks associated with drinking alcohol.

Update and implement the National Guidelines for the Treatment of Alcohol Problems.

Promote and translate key messages of the revised NHMRC guidelines to support informed decisions about alcohol consumption, and promote better public understanding of alcohol-related harms.

Challenge perceptions of risk among Australians about safe drinking levels, including in relation to health impacts (e.g. links with cancer, liver disease, violence and injury, weight gain, chronic diseases, substance dependence and mental illness).

Improve capacity of communities to identify, prevent and minimise alcohol-related harm through evidence-based activities.

Develop guidelines and information on alcohol-related harm for older Australians.

Development of public health campaigns promoting the risks and harms associated with alcohol consumption.

Implement evidence based secondary-supply programs to reduce underage drinking.

Targeted communications to promote healthy behaviours which are informed by the evidence of what works to at-risk groups.

Improve availability of point-of-sale information on risks of harmful consumption.

Implement readable, impactful health-related warning labels

Promote the national online portal of alcohol related health information for parents, students, teachers and community organisations (www.positivechoices.org.au).

GOVERNANCE

The differing roles and responsibilities of the Commonwealth and state and territory governments relating to alcohol require a cross-jurisdictional commitment to share information, coordinate responses and achieve legislative and broader policy consistency where possible.

As a sub-strategy of the *National Drug Strategy 2017–2026*, this Strategy is overseen by the Ministerial Drug and Alcohol Forum which is supported by the NDSC.

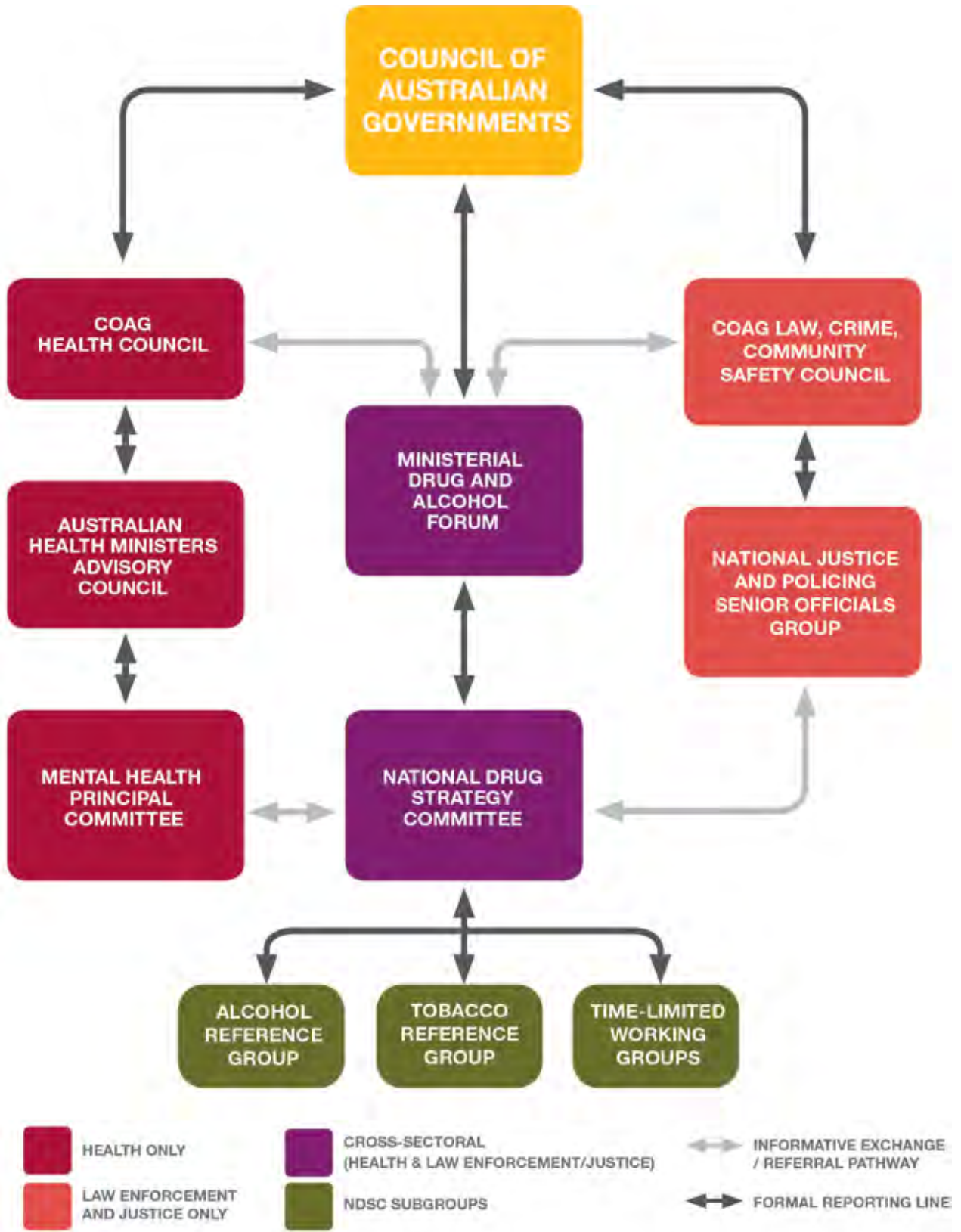
The Strategy has been developed with input from a wide range of stakeholders, including governments, health groups, police, community-based organisations, and researchers. As such it is important that each of these groups have an ongoing role in monitoring and implementing the Strategy.

While industry organisations have been involved in consultation processes to support the identification of priority areas for this strategy, Australia does not support any ongoing role for industry in setting or developing national alcohol policy. This Strategy does recognise, that industry bodies have a responsibility to contribute to efforts preventing and minimising alcohol-related harms.

A key action of this Strategy is the establishment of a new Reference Group within the National Drug Strategy governance framework. The updated governance arrangements are depicted in the diagram on the following page.

While the Terms of Reference will be determined by the NDSC, it is expected that new Reference Group will be responsible for:

- ✔ Developing a reporting framework to assess progress relating to the aim and priorities of this Strategy which will be submitted to the NDSC;
- ✔ Developing a research and evidence agenda;
- ✔ Identifying data system gaps and develop a framework to address those gaps;
- ✔ Providing the NDSC a report every three years on Australia's progress against the goal of a 10% reduction in harmful alcohol consumption over the life of the Strategy;
- ✔ Development of a detailed mid-point review and evaluation of the Strategy; and
- ✔ Providing advice (as required) to the NDSC identifying issues that may emerge and/or evolve over the life of the strategy.



Updated post National Drug Strategy following Council of Australian Governments (COAG) council restructure (current at the time of printing). Governance structure for law enforcement and justice are currently being revised. This diagram will be updated in 2018 prior to finalisation.

MONITORING PROGRESS

The measurement of how effective the Strategy is and demonstrating progress being made is important. Measuring progress will also inform future evidence-informed policies.

While the reporting framework will be developed by the Reference Group (to be established) for consideration by the NDSC, it is expected that annual activity reports relating to alcohol specific actions will be included in the annual reports being developed for the Ministerial Drug and Alcohol Forum under the *National Drug Strategy 2017–2026*, with a more detailed report to be provided to COAG every three years.

Measures of Success

A range of data exists to measure reductions in alcohol-related harm and risks of alcohol-related harm.

As identified against the Priority Areas for Focus, the following indicators and baseline data will be utilised to demonstrate progress being made under the Strategy, including the goal of a 10% reduction in harmful alcohol consumption. Key data sources are the Australian Secondary School Alcohol and Drug survey (ASSAD), National Drug Strategy Household Survey (NDSHS), National Aboriginal and Torres Strait Islander Social Survey (NATSISS), National Alcohol Indicators Project (NAIP), Australian Bureau of Statistics (ABS) and the Pharmaceutical Benefits Scheme (PBS).

Indicator	Baseline (%)	Data Source/s
Lifetime risk: Proportion of people exceeding the NHMRC guidelines for lifetime risk	17.1	NDSHS
	14.7	NATSISS
Single Occasion risk: Proportion of people exceeding the NHMRC guidelines for single occasion risk	25.5	NDSHS
	30.1	NATSISS
Very high alcohol consumption: Proportion of population consuming 11 or more standard drinks at least monthly	24.8 (12+)	NDSHS
School children: Proportion of school students (aged 12–17) who drank more than 4 drinks on one day in past seven days	5.6	ASSAD
Age first tried alcohol: Average age at which young people aged 14–24 first tried alcohol	16.1	NDSHS
Alcohol during pregnancy: Proportion of pregnant women consuming alcohol during their pregnancy	34.7	NDSHS
	9.8	NATSISS
Emergency Department (ED) presentations: Estimated rates of alcohol-related ED presentations on Friday, Saturday and Sunday nights per 1,000 persons	9.07 2011–12	NAIP

Indicator	Baseline (%)	Data Source/s
Alcohol-attributable assault hospitalisations: Age standardised population rates (per 10,000) of alcohol-attributable hospitalisations for adults (15+ years)	11.4 2012–13	NAIP
Alcohol-related offence data including violence and motor vehicle accidents	<i>Various</i>	State and territory governments
Experience of alcohol-related incident	21.8 (12+)	NDSHS
Alcohol attributable deaths: Age standardised population rates (per 10,000) of alcohol-attributable deaths for adults (15+ years)	3,143 (2005)	NAIP
Total alcohol consumption per capita	9.7L (2015–16)	ABS apparent consumption
Proportion of people with alcohol dependence receiving treatment	<i>TBC</i>	ABS, PBS and National Minimum Dataset of treatment

APPENDIX A: AUSTRALIAN GUIDELINES TO REDUCE HEALTH RISKS FROM DRINKING ALCOHOL

The National Guidelines, overseen by the National Health and Medical Research Council (NHMRC), were developed following extensive reviews of national and international evidence.

It is intended that as well as presenting a reasonable baseline level of risk related to alcohol consumption, they can also assist the wider community to have a better understanding of the harms that can occur from alcohol.

The guidelines are currently (at the time of writing this Strategy) being reviewed and are due to be published in late-2018. This section of the Strategy will be updated when the new guidelines have been finalised. The 2009 guidelines are summarised below for reference and to clearly articulate risky and harmful drinking as defined in this Strategy.

The guidelines state:

<p>GUIDELINE 1 Reducing the risk of alcohol-related harm over a lifetime</p>	<p>For healthy men and women, drinking no more than two standard drinks on any day reduces the lifetime risk of harm from alcohol-related disease or injury.</p>
<p>GUIDELINE 2 Reducing the risk of injury on a single occasion of drinking</p>	<p>For healthy men and women, drinking no more than four standard drinks on a single occasion reduces the risk of alcohol-related injury arising from that occasion.</p>
<p>GUIDELINE 3 Children and young people under 18 years of age</p>	<p>For children and young people under 18 years of age, not drinking alcohol is the safest option.</p>
<p>GUIDELINE 4 Pregnancy and breastfeeding</p>	<p>For women who are pregnant or planning a pregnancy, not drinking is the safest option. For women who are breastfeeding, not drinking is the safest option.</p>

APPENDIX B: ALCOHOL AS A PRIORITY SUBSTANCE IN THE *NATIONAL DRUG STRATEGY 2017–2026*

The *National Drug Strategy 2017–2026* identifies alcohol as one of the seven priority substances requiring focus and attention. The inclusion of alcohol as one of these priority substances is a result of the significant cost of alcohol-related harm (estimated to be \$36 billion in 2010), its contribution to premature death, disability, disease and hospitalisation, the impact of alcohol on violence (including family and domestic violence), links to child neglect, and the impact of FASD on individuals, families and the community.

The *National Drug Strategy 2017–2026* also provides many examples of key evidence-based and practice-informed approaches across the three pillars of harm minimisation to tackle alcohol-related harm.

These approaches again need to be considered when examining the agreed priorities under this Strategy.

Harm Minimisation

The overarching principle of Australia's National Drug Strategy is that of harm minimisation, which comprises three pillars:

Demand Reduction

Preventing the uptake and/ or delaying the onset of use of alcohol, tobacco and other drugs; reducing the misuse of alcohol, tobacco and other drugs in the community; and supporting people to recover from dependence through evidence-informed treatment.

Supply Reduction

Preventing, stopping, disrupting or otherwise reducing the production and supply of illegal drugs; and controlling, managing and/or regulating the availability of legal drugs.

Harm Reduction

Reducing the adverse health, social and economic consequences of the use of drugs, for the user, their families and the wider community.

The following tables were included in the *National Drug Strategy 2017–2026* as examples of evidence-based and practice-informed approaches to harm minimisation for alcohol. They are provided here again for reference

DEMAND REDUCTION

Approach	Strategies
Price mechanisms	<ul style="list-style-type: none"> ✔ Excise tax increases ✔ Volumetric excise tax ✔ Minimum floor price ✔ Regulate price discounting and bundling
Build community knowledge and change acceptability of use	<ul style="list-style-type: none"> ✔ Social marketing strategies, including campaigns, as part of a comprehensive response ✔ Evidence based secondary supply programs ✔ Promotion of National Health and Medical Research Council's Australian Guidelines to Reduce Health Risks from Drinking Alcohol
Restrictions on promotion	<ul style="list-style-type: none"> ✔ Enforced advertising standards and restrictions ✔ Regulate price promotion ✔ Regulate promotion at point of sale ✔ Regulate promotions in key settings, such as those aimed at young people
Treatment	<ul style="list-style-type: none"> ✔ Outpatient, inpatient and community based treatment services ✔ Medication assisted treatment for alcohol dependence ✔ Family-support programs that can positively impact on patterns of drug use (including intergenerational patterns) ✔ Post treatment support programs to reduce relapse

SUPPLY REDUCTION

Approach	Strategies
Regulating retail sale	<ul style="list-style-type: none"> ✓ Retail licensing schemes supported by strong enforcement and retailer education ✓ Coordinated medication management system ✓ Restricting the type of retailers or venues that can sell ✓ Limiting the density of licensed retailers and venues ✓ Limiting trading hours ✓ Responsible alcohol service schemes ✓ Liquor licensing restrictions ✓ Detect and disrupt sales of prohibited products ✓ Declaration of dry communities ✓ Lower strength alcohol sale requirements
Age restrictions	<ul style="list-style-type: none"> ✓ Ban sale to people under 18 ✓ Secondary supply restrictions
Border control	<ul style="list-style-type: none"> ✓ Interrupt illegal importation and enforce payment of excise tax ✓ Duty free restrictions
Regulating or disrupting production and distribution	<ul style="list-style-type: none"> ✓ Regulating production ✓ Regulating wholesaler distribution ✓ Detect and disrupt illegally produced products

HARM REDUCTION

Approach	Strategies
Safe transport and sobering up services	<ul style="list-style-type: none"> ✓ Access to public transport ✓ Mobile assistance patrols ✓ Sobering up facilities
Safer settings	<ul style="list-style-type: none"> ✓ Cessation of sales at earlier times ✓ Lock out times ✓ Promotion of responsible venue operations ✓ Dry areas ✓ Mandatory plastic glassware in high risk venues ✓ Availability of free water at licensed venues ✓ Lock out times ✓ Emergency services responses to critical incidents ✓ Maintenance of public safety

Endnotes

1. Australian Institute of Health and Welfare 2017. *National Drug Strategy Household Survey 2016: detailed findings*. Drug Statistics series no. 31. Cat. no. PHE 214. Canberra: AIHW.
2. *ibid*
3. <http://www.who.int/mediacentre/factsheets/fs349/en/>
4. Gao, C., Ogeil, R.P., & Lloyd, B. (2014). *Alcohol's burden of disease in Australia*. Canberra: FARE and VicHealth in collaboration with Turning Point.
5. <http://www.aic.gov.au/publications/current%20series/rip/1-10/04.html>
6. *ibid*
7. *ibid*
8. http://www.who.int/nmh/global_monitoring_framework/en/
9. http://www.who.int/substance_abuse/activities/gsrhua/en/
10. <http://www.un.org/sustainabledevelopment/sustainable-development-goals/>
11. [http://www.health.gov.au/internet/main/publishing.nsf/Content/55E4796388E9EDE5CA25808F00035035/\\$File/National-Drug-Strategy-2017-2026.pdf](http://www.health.gov.au/internet/main/publishing.nsf/Content/55E4796388E9EDE5CA25808F00035035/$File/National-Drug-Strategy-2017-2026.pdf)
12. <https://campaigns.health.gov.au/drughelp/resources/publications/report/national-aboriginal-torres-strait-islander-peoples-drug>
13. [http://www.nationaldrugstrategy.gov.au/internet/drugstrategy/Publishing.nsf/content/C8000B21B6941A46CA257EAC001D266E/\\$File/National%20Alcohol%20and%20Other%20Drug%20Workforce%20Development%20Strategy%202015-2018.pdf](http://www.nationaldrugstrategy.gov.au/internet/drugstrategy/Publishing.nsf/content/C8000B21B6941A46CA257EAC001D266E/$File/National%20Alcohol%20and%20Other%20Drug%20Workforce%20Development%20Strategy%202015-2018.pdf)
14. <http://www.news.com.au/lifestyle/health/booze-integral-part-of-being-australian-say-gen-y/news-story/e50285cadd39fa19aa37bbb951e6e6bd>
15. <http://www.heraldsun.com.au/rendezview/the-most-unaustralian-thing-you-can-do-not-drink-apparently/news-story/93a1c2e742350881117af534b5013fa9>
16. <http://www.abc.net.au/radionational/programs/bigideas/whats-your-relationship-with-alcohol/8663232>
17. Australian Bureau of Statistics (ABS). *Apparent Consumption of Alcohol, Australia, 2015–16*, Canberra, ABS, 2017.
18. Australian Institute of Health and Welfare 2017. *National Drug Strategy Household Survey 2016: detailed findings*. Drug Statistics series no. 31. Cat. no. PHE 214. Canberra: AIHW.
19. National Health and Medical Research Council. *Australian Guidelines to Reduce Health Risks from Drinking Alcohol*. Canberra 2009.
20. Australian Institute of Health and Welfare 2017. *National Drug Strategy Household Survey 2016: detailed findings*. Drug Statistics series no. 31. Cat. no. PHE 214. Canberra: AIHW.
21. *ibid*
22. *ibid*
23. Lam, T., Lenton, S., Chikritzhs, T., Gilmore, W., Liang, W., Pandzic, I., Ogeil, R., Faulkner, A., Lloyd, B., Lubman, D., Aiken, A., Burns, L., Mattick, R., ACT Health, Olsen, A., Bruno, R., De Angelis, O., Roche, A., Fischer, J., Trifonoff, A., Midford, R., Salom, C., Alati, R., Allsop, S. (2017) *Young Australians' Alcohol Reporting System (YAARS): National Report 2016/17*. National Drug Research Institute, Curtin University, Perth, Western Australia
24. <https://www.niaaa.nih.gov/alcohol-health/overview-alcohol-consumption/alcohol-facts-and-statistics>
25. Australian Institute of Health and Welfare 2017. *National Drug Strategy Household Survey 2016: detailed findings*. Drug Statistics series no. 31. Cat. no. PHE 214. Canberra: AIHW.
26. *ibid*
27. Australian Indigenous HealthInfoNet (2017) *Overview of Aboriginal and Torres Strait Islander health status, 2016*. Perth, WA: Australian Indigenous HealthInfoNet
28. Wilson M, Stearne A, Gray D, Siggers S (2010) *The harmful use of alcohol amongst Indigenous Australians*. Retrieved [8 November 2017] from http://www.healthinfonet.ecu.edu.au/alcoholuse_review
29. Australian Institute of Health and Welfare 2017. *National Drug Strategy Household Survey 2016: detailed findings*. Drug Statistics series no. 31. Cat. no. PHE 214. Canberra: AIHW.
30. <http://mapi.betterhealth.vic.gov.au/saywhen/know-the-facts/consequences-of-drinking-alcohol-and-mental-health>
31. Burns L, Breen C, Bower C, O' Leary C, Elliott EJ (2013) Counting fetal alcohol spectrum disorder in Australia: the evidence and the challenges. *Drug and Alcohol Review* 32(5):461–467
32. Fitzpatrick J et al. Prevalence of fetal alcohol syndrome in a population-based sample of children living in remote Australia: The Liliwan Project. *Journal of Paediatrics and Child Health* 51 (2015) 450–457.
33. Australian Institute of Health and Welfare 2017. *National Drug Strategy Household Survey 2016: detailed findings*. Drug Statistics series no. 31. Cat. no. PHE 214. Canberra: AIHW.
34. *ibid*
35. Lam, T et al
36. Australian Institute of Health and Welfare 2017. *National Drug Strategy Household Survey 2016: detailed findings*. Drug Statistics series no. 31. Cat. no. PHE 214. Canberra: AIHW.
37. *ibid*
38. <https://www.rcpsych.ac.uk/pdf/Rao%20Tony%20-%20Substance%20Misuse%20-%20270315.pdf>
39. Australian Institute of Health and Welfare 2017. *National Drug Strategy Household Survey 2016: detailed findings*. Drug Statistics series no. 31. Cat. no. PHE 214. Canberra: AIHW.
40. AIHW (2016) *National Drug Strategy Household Survey 2016—Supplementary Data tables: Chapter 8 Specific population groups reliability tables (RSEs and MOEs)—Table 8.20*. Retrieved from <https://www.aihw.gov.au/reports/illicit-use-of-drugs/ndshs-2016-detailed/data#page2>
41. ABS Crime Victimization Survey Cat. 4530.0 <http://www.abs.gov.au/ausstats/abs@.nsf/mf/4530.0>

42. National Drug Law Enforcement Research Fund Monograph 68: *Alcohol/Drug-Involved Family Violence in Australia*. Peter Miller, Elise Cox, Beth Costa, Richelle Mayshak, Arlene Walker, Shannon Hyder, Lorraine Tonner, Andrew Day. Published: December 2016, ISSN: 1449-7476 <http://www.ndlerf.gov.au/sites/default/files/publication-documents/monographs/monograph-68.pdf>
43. Laslett A-M, Catalano P, Chikritzhs T, et al. *The Range and Magnitude of Alcohol's Harm to Others*. Fitzroy, Victoria: AER Centre for Alcohol Policy Research, Turning Point Alcohol and Drug Centre, Eastern Health; 2010.
44. Audit Office of New South Wales 2013. *New South Wales Auditor-General's Report Performance Audit: Cost of alcohol abuse to the NSW Government*. Sydney: Audit Office of New South Wales.
45. http://www.who.int/violence_injury_prevention/violence/world_report/factsheets/fs_intimate.pdf
46. Australian Transport Council: *National Road Safety Strategy 2011–2020* (http://roadsafety.gov.au/nrss/files/NRSS_2011_2020.pdf)
47. Freisther, B.; Gruenewald, P.J.; Ring, L.; and LaScala, E.A. An ecological assessment of the population and environmental correlates of childhood accident, assault, and child abuse injuries. *Alcoholism: Clinical and Experimental Research* 32:1969–1975, 2008.
48. Scribner, R.A.; MacKinnon, D.P.; and Dwyer, J.H. Alcohol outlet density and motor vehicle crashes in Los Angeles County cities. *Journal of Studies on Alcohol* 55: 447–453, 1994.
49. Guria, J.; Jones, W.; Leung, J.; and Mara, K. Alcohol in New Zealand road trauma. *Applied Health Economics and Health Policy* 2:183–190, 2003.
50. Kypri, K.; Voas, R.B.; Langley, J.D.; et al. Minimum purchasing age for alcohol and traffic crash injuries among 15- to 19-year-olds in New Zealand. *American Journal of Public Health* 96:126–131, 2006.
51. Chikritzhs, T., and Stockwell, T. The impact of later trading hours for hotels on levels of impaired driver road crashes and drive breath alcohol levels. *Addiction* 101:1254–1264, 2006.
52. Vandenberg, Brian & Sharma, Anurag. (2015). Are Alcohol Taxation and Pricing Policies Regressive? Product-Level Effects of a Specific Tax and a Minimum Unit Price for Alcohol. *Alcohol and alcoholism* (Oxford, Oxfordshire). 51. . 10.1093/alcalc/ agv133.) Global status report on alcohol and health. WHO Press. Geneva, Switzerland. Available at: http://apps.who.int/iris/bitstream/10665/112736/1/9789240692763_eng.pdf
53. Vandenberg, Brian & Sharma, Anurag. (2015). Are Alcohol Taxation and Pricing Policies Regressive? Product-Level Effects of a Specific Tax and a Minimum Unit Price for Alcohol. *Alcohol and alcoholism* (Oxford, Oxfordshire). 51. . 10.1093/alcalc/ agv133.
54. Babor, T. Caetano, R., Casswell, S., Edwards, G., et al., *Alcohol: No Ordinary Commodity—Research and Public Policy* (Oxford: Oxford University Press, 2010); WHO Regional Office for Europe, “Evidence for the effectiveness and cost-effectiveness of interventions to reduce alcohol-related harm,” (World Health Organization, 2009) http://www.euro.who.int/_data/assets/pdf_file/0020/43319/E92823.pdf; Preventing alcohol-related harm in Australia: a window of opportunity, (Australia: the healthiest country by 2020, Technical Report No 3) Prepared for the National Preventative Health Taskforce by the Alcohol Working Group, (Commonwealth of Australia: 2009), [http://www.health.gov.au/internet/preventativehealth/publishing.nsf/Content/09C94C0F1B9799F5CA2574DD0081E770/\\$File/alcohol-jul09.pdf](http://www.health.gov.au/internet/preventativehealth/publishing.nsf/Content/09C94C0F1B9799F5CA2574DD0081E770/$File/alcohol-jul09.pdf)
55. Lam, T et al
56. http://www.aph.gov.au/binaries/senate/committee/clac_ctte/alcohol_beverages/report/report.pdf
57. Jones, S.C & Magee, C.A. (2011). Exposure to Alcohol Advertising and Alcohol Consumption among Australian Adolescents. *Alcohol and Alcoholism* 46 (5): 630–637.
58. Pettigrew S, Roberts M, Pescud M, et al. The extent and nature of alcohol advertising on Australian television. *Drug and Alcohol Review* 2012; 31(6):797–802.
59. <https://sustainabledevelopment.un.org/sdg3>
60. <https://assistportal.com.au/>
61. <http://fare.org.au/women-want-to-know>
62. https://alcoholpregnancy.telethonkids.org.au/contentassets/6bfc4e8cd1c9488b998d50ea4b99180/australian-guide-to-diagnosis-of-fasd_all-appendices.pdf
63. Australian Institute of Health and Welfare 2017. *National Drug Strategy Household Survey 2016: detailed findings*. Drug Statistics series no. 31. Cat. no. PHE 214. Canberra: AIHW.
64. *ibid*

Infographic sources: left to right; top to bottom:

- A. Australian Institute of Health and Welfare 2017. *National Drug Strategy Household Survey 2016: detailed findings*. Drug Statistics series no. 31. Cat. no. PHE 214. Canberra: AIHW.
- B. https://www.danmurphys.com.au/product/DM_342075/bowler-s-run-shiraz (viewed on 06/11/17—price \$2.99 for 7.7 standard drinks = 38.9c
- C. [https://acem.org.au/About-ACEM/Programs-Projects/Alcohol-Harm-in-ED-\(AHED\)-Project.aspx?tab=ED-Staff-Perception-Survey#course-content](https://acem.org.au/About-ACEM/Programs-Projects/Alcohol-Harm-in-ED-(AHED)-Project.aspx?tab=ED-Staff-Perception-Survey#course-content)
- D. Palk, Gavan & Davey, Jeremy & Freeman, James. (2007). Policing alcohol-related incidents: A study of time and prevalence. *Policing: An International Journal of Police Strategies and Management* 30 10.1108/13639510710725631.
- E. Australian Institute of Health and Welfare 2017. *National Drug Strategy Household Survey 2016: detailed findings*. Drug Statistics series no. 31. Cat. no. PHE 214. Canberra: AIHW.
- F. National Drug Law Enforcement Research Fund Monograph 68: *Alcohol/Drug-Involved Family Violence in Australia*. Peter Miller, Elise Cox, Beth Costa, Richelle Mayshak, Arlene Walker, Shannon Hyder, Lorraine Tonner, Andrew Day. Published: December 2016, ISSN: 1449-7476. <http://www.ndlerf.gov.au/publications/monographs/monograph-68>
- G. Gao, C., Ogeil, R.P., & Lloyd, B. (2014). *Alcohol's burden of disease in Australia*. Canberra: FARE and VicHealth in collaboration with Turning Point.
- H. Australian Transport Council: *National Road Safety Strategy 2011–2020* (http://roadsafety.gov.au/nrss/files/NRSS_2011_2020.pdf)
- I. Trifonoff, A., Andrew, R., Steenson, T., Nicholas, R. and Roche, A.M. (2011). *Liquor Licensing Legislation in Australia: Executive Summary*. National Centre for Education and Training on Addiction (NCETA). Flinders University, Adelaide, SA. <http://www.who.int/mediacentre/factsheets/fs349/en/>
- J. Australian Institute of Health and Welfare 2017. *Alcohol and other drug treatment services in Australia 2015–16*. Drug treatment series no. 29. Cat. no. HSE 187. Canberra: AIHW.

ENCL: 1ST ORDINARY COUNCIL MEETING/OPEN AGENDA ITEM: 14.1.3
 YES

**COUNCIL RESPONSE TO LIQUOR LICENCE APPLICATIONS – DARWIN CITY HOTEL
 AND PEE WEES**

REPORT No.: 18CL0018 EB:kl COMMON No.: 3720130/ 3726377 DATE: 13/02/2018

Presenter: Darwin Safer City Program Coordinator, Elly Bugg

Approved: General Manager City Life, Anna Malgorzewicz

PURPOSE

The purpose of this report is to present to Council for consideration, responses to Liquor Licence Applications.

LINK TO STRATEGIC PLAN

The issues addressed in this Report are in accordance with the following Goals/Strategies as outlined in the 'Evolving Darwin Towards 2020 Strategic Plan':-

Goal

1. Collaborative, Inclusive and Connected Community

Outcome

1.4 Improved relations with all levels of government and significant stakeholders

Key Strategies

1.4.2 Play an active role in strategic and statutory planning processes

KEY ISSUES

- Council has been advised of two liquor licence applications for comment.
- This report details City of Darwin Officers' recommended responses to the Northern Territory Government for the licence applications.
- Council has endorsed its *Safer Vibrant Darwin Plan 2016-2019*, which outlines strategic directions and actions that contribute to a safer, more vibrant community. Recommendations within this report align with the framework.

RECOMMENDATIONS

- A. THAT Report Number 18CL0018 EB:kl entitled Council Response To Liquor Licence Applications – Darwin City Hotel and Pee Wees, be received and noted.
- B. THAT Council endorse the letter to the Director-General of Licensing at **Attachment A** to Report Number 18CL0018 EB:kl entitled Council Responses to Liquor Licence Applications – Darwin City Hotel and Pee Wees, noting Council has not identified any reason that would be grounds for objection under

PAGE: 2
 REPORT NUMBER: 18CL0018 EB:kl
 SUBJECT: COUNCIL RESPONSE TO LIQUOR LICENCE APPLICATIONS – DARWIN CITY HOTEL AND PEE WEES

Section 47F (2) of the Liquor Act to the application from Richard Henge Dack Ting as Trustee for the Ting Family Trust No: 2, trading as Darwin City Hotel.

- C. THAT Council endorse the letter to the Director-General of Licensing at **Attachment B** to Report Number 18CL0018 EB:kl entitled Council Responses to Liquor Licence Applications – Darwin City Hotel and Pee Wees, noting Council has not identified any reason that would be grounds for objection under Section 47F (2) of the Liquor Act to the application from Pee Wees Pty Ltd, trading as Pee Wees @ The Point.

BACKGROUND

PREVIOUS DECISIONS

DECISION NO.21\5529 (27/06/17)

NT Alcohol Policies and Legislation Review

Report No. 17C0045 KH:es (27/06/17) Common No. 3562620

- B. *THAT Council endorse the City of Darwin response submission to the Northern Territory (NT) Government Review of Alcohol Policies and Legislation at **Attachment A** as amended to suggest some stronger responses to licensing, takeaway licenses, closing hours, provision of support facilities, review of dry area legislation enforcement, impact on residents and other administrative matters to report Number 17C0045 KH:es entitled NT Alcohol Policies and Legislation Review.*

DECISION NO. 20\2776 (11/05/10)

Status of Council's Objection to an Application for a Variation of the Liquor Licence Conditions for Hot Rock Restaurant and Bar

Report No. 10C0065 AF:kl (05/05/09) Common No. 1723985

- B. *THAT Council proceeds to object to all new applications in the municipality for extensions of late night trading hours after 2.00am*

Considerations under the *Liquor Act*

Licensing NT has advised City of Darwin that the following sections of the *Liquor Act* are relevant to this application:

Under section 32A(5) of the *Liquor Act*, "If the application relates to premises within the area of a shire council or a regional council, the Director-General must, as soon as reasonably practicable, inform the CEO of the council that the application has been made."

PAGE: 3
 REPORT NUMBER: 18CL0018 EB:kl
 SUBJECT: COUNCIL RESPONSE TO LIQUOR LICENCE APPLICATIONS – DARWIN CITY HOTEL AND PEE WEES

Grounds For Objection Under Section 47F(2) Of The Liquor Act

Pursuant to Section 47F(2) of the *Liquor Act*, an objection may only be made on the grounds that the grant of the licence may or will adversely affect:

- (a) The amenity of the neighbourhood where the premises the subject of the application are or will be located; or
- (b) Health, education, public safety or social conditions in the community.

Under Section 32A(2) of the *Liquor Act*, where the Director-General deems that the notice of publication is not required Section 47F does not apply. The Director-General may seek advice from stakeholders, but an objection under Section 47F(2) is not available as the application is not required to be published.

DISCUSSION

City of Darwin received two liquor licence applications that Council Officers cannot identify any reason that would be grounds for objection under Section 47F(2) of the *Liquor Act*. Response to these applications is provided in **Attachments A** and **B** to this report. Details of the applications are as follows:

Applicant	Description of Application
Richard Heng Dack Ting as Trustee for the Ting Family Trust No 2	<p>Darwin City Hotel is a new Hotel recently constructed in Smith Street, Darwin. The Hotel aims to provide comfortable accommodation for holidaymakers or corporate travellers to Darwin.</p> <p>The proprietor of the Hotel has applied for a new liquor licence to allow the sale and consumption of alcohol, on premise, to Darwin City Hotel guests only. Alcohol will be supplied to Hotel guests via a mini bar in their rooms for guests to purchase.</p> <p>The application does not include the sale of alcohol to non-Hotel guests. No takeaway alcohol will be sold for off premise consumption to any person, including guests.</p>
Pee Wees Pty Ltd trading as Pee Wees @ The Point	<p>Pee Wees @ The Point has made an Application for a Material Alteration to a Licenced Premises.</p> <p>The Licensee seeks approval to install an enclosed verandah on the ocean-side of the premises, which will increase the size of the licenced area. The nominee has advised that the addition of the verandah will also protect patrons from the elements, as well as reduce noise emanations from the venue.</p>

PAGE: 4
 REPORT NUMBER: 18CL0018 EB:kl
 SUBJECT: COUNCIL RESPONSE TO LIQUOR LICENCE APPLICATIONS – DARWIN CITY HOTEL AND PEE WEES

Applicant	Description of Application
	<p>A rigorous public consultation process, with the development on public display, was undertaken prior to consideration by the Development Consent Authority.</p> <p>No concerns were raised by the public with respect to the Development Permit. Upon completion of the required process, planning approval for the addition has been provided by the Development Consent Authority.</p> <p>It is to be noted that there is no material change to the Liquor Licence or the nature of the business conducted by the Licensee under the current Restaurant Licence. The Licensee is not seeking any amendment to the trading hours for consumption of alcohol on premises and/or away from the premises. The application related only to the extension and modification to the premise.</p> <p>Current trading hours Monday to Sunday 11:30am to 02:00am the following day.</p> <p>Under the current Restaurant Licence, the Licensee may serve liquor other than as ancillary to a meal, provided that such service is limited to persons seated at a table within the restaurant area of the premises</p>

CONSULTATION PROCESS

In preparing this report, the following City of Darwin Officers were consulted:

- Manager Vibrant Communities

In preparing this report, the following External Parties were consulted:

- Principal Liquor, Gaming & Racing Licensing Officer, Licensing NT

POLICY IMPLICATIONS

Council has endorsed the 'Safer Vibrant Darwin Plan 2016-2019'. This Plan provides Council a framework to work towards a safer, healthier and more inclusive community. Underpinning the Plan is a focus on reducing the harms associated with excessive alcohol consumption and abuse. Council advocates for supply reduction, demand reduction and harm minimisation to meet the objectives of the Safer Vibrant Darwin Plan.

PAGE: 5
 REPORT NUMBER: 18CL0018 EB:kl
 SUBJECT: COUNCIL RESPONSE TO LIQUOR LICENCE APPLICATIONS – DARWIN CITY HOTEL AND PEE WEES

BUDGET AND RESOURCE IMPLICATIONS

Nil

RISK/LEGAL/LEGISLATIVE IMPLICATIONS

Risk, legal and legislative implications, if applicable, are noted in individual letter responses.

ENVIRONMENTAL IMPLICATIONS

Nil

COUNCIL OFFICER CONFLICT OF INTEREST DECLARATION

We the Author and Approving Officers declare that we do not have a Conflict of Interest in relation to this matter.

ELLY BUGG
DARWIN SAFER CITY PROGRAM
COORDINATOR

ANNA MALGORZEWICZ
GENERAL MANAGER CITY LIFE

For enquiries, please contact Anna Malgorzewicz on 89300633 or email: a.malgorzewicz@darwin.nt.gov.au.

Attachments:

Attachment A: Draft letter to the Director-General noting Council has not identified any reason that would be grounds for objection under Section 47F(2) of the Liquor Act for the application from Richard Heng Dack Ting as Trustee for the Ting Family Trust No 2, trading as Darwin City Hotel.

Attachment B: Draft letter to the Director-General noting Council has not identified any reason that would be grounds for objection under Section 47F(2) of the Liquor Act for the application from Pee Wees Pty Ltd, trading as Pee Wees @ The Point

14 February 2018

Please quote: 3726377 EB:kl

Director-General
Gambling and Licensing Services
GPO BOX 1154
DARWIN NT 0800

Dear Director-General

APPLICATION FOR A NEW LIQUOR LICENCE – DARWIN CITY HOTEL

At the 1st Ordinary Council meeting on 13 February 2018, Council considered the above liquor licence application.

Council wishes to advise it has not identified any reason that would be grounds for objection under Section 47(2) of the Liquor Act for the application of a Material Variation of a Liquor Licence by Darwin City Hotel.

Yours sincerely

ANNA MALGORZEWICZ
GENERAL MANAGER CITY LIFE

14 February 2018

Please quote: 3720130 EB:kl

Director-General
Gambling and Licensing Services
GPO BOX 1154
DARWIN NT 0800

Dear Director-General

**APPLICATION FOR A MATERIAL VARIATION TO LIQUOR LICENCE – PEE
WEES @ THE POINT**

At the 1st Ordinary Council meeting on 13 February 2018, Council considered the above liquor licence application.

Council wishes to advise it has not identified any reason that would be grounds for objection under Section 47(2) of the Liquor Act for the application of a Material Variation of a Liquor Licence by Pee Wees @ The Point.

Yours sincerely

ANNA MALGORZEWICZ
GENERAL MANAGER CITY LIFE

NINTH ORDINARY COUNCIL MEETING – OPEN SECTION
TUESDAY, 13 FEBRUARY 2018

ORD02/13

14.2 OFFICERS REPORTS (RECEIVE & NOTE)

Nil

15. TOWN PLANNING REPORT/LETTER


Nil

16. INFORMATION ITEMS AND CORRESPONDENCE RECEIVED

16.1 Local Government Association of the Northern Territory - Call for Policy and 'Action' Motions (13/02/18) Common No. 3559235

*The Local Government Association of the Northern Territory call for Policy and 'Action' Motions is **Attachment A**.*

- A. THAT the incoming Call for Policy and 'Action' Motions from the Local Government Association of the Northern Territory dated 30 January 2018 be received and noted.
- B. THAT Elected Members forward any suggestions for Policy and 'Action' Motions to the Executive Manager by Friday, 16 March 2018.



LGANT CALL FOR POLICY AND 'ACTION' MOTIONS

**About this document**

The purpose of this document is for it to be used as a template for member councils to submit motions to LGANT on issues so they can be considered for adoption as LGANT policy or as actions for LGANT to do at either the April or November General meetings each year or the monthly Executive meetings. The timeframes for submitting motions are ten days before an Executive meeting and six weeks for a General meeting (General meeting agenda has to be submitted 28 days before a meeting and Executive meeting agenda six days before a meeting). Motions can be submitted at any time and will be put to the first available meeting depending on when they are received.

LGANT will research and assess each policy or action proposal and if necessary discuss it with the proponent member council and the Executive will then later decide at one of its meetings whether to adopt the policy or not, or take the action or not, or to put it to a general meeting for decision.

1. What is your Motion?

Include the text of the motion (short paragraph or paragraphs – see LGANT policies as examples of how you could structure a motion at www.lgant.asn.au).

2. How is the motion relevant to Northern Territory Local Government?

Please provide comment here if the motion is proposed as a LGANT policy and explain why it should be and how it is relevant to the Northern Territory Local Government sector.

3. What are your key points in support of your motion?

Here you should provide some background about the issue, some evidence to support the motion and your text should be no more than 600 words.

4. Is there a Council Resolution in support of this motion?

Yes No

5. Should the motion be LGANT policy?

Yes No

6. Contact Information

Council:

Name:

Telephone:

Fax:

Email:

NINTH ORDINARY COUNCIL MEETING – OPEN SECTION
TUESDAY, 13 FEBRUARY 2018

ORD02/14

16. INFORMATION ITEMS AND CORRESPONDENCE RECEIVED


16.2 Local Government Association of the Northern Territory - Local Government Accounting Advisory Committee
(13/02/18) Common No. 375173

*The call for nominations is **Attachment B**.*

Under regulation 5(2)(e) of the Local Government (Accounting) Regulations the Local Government Association of the Northern Territory is calling for nominations to represent the Association on the Local Government Accounting Advisory Committee (LGAAC).

Due to the technical nature of the committee this position would best suit an officer.

- A. THAT the incoming call for nominations from the Local Government Association of the Northern Territory for the Local Government Accounting Advisory Committee be received and noted.
- B. THAT Council nominate _____ to the Local Government Accounting Advisory Committee.



LOCAL GOVERNMENT ASSOCIATION OF THE NORTHERN
TERRITORY

NOMINATION FORM



LOCAL GOVERNMENT ACCOUNTING ADVISORY COMMITTEE

COUNCIL NAME:

1. Agreement to be nominated

I, _____ agree to be nominated as a
(name in full)

member of the **Local Government Accounting Advisory Committee**.

Signature: _____ Date: _____

2. Council Confirmation of Nomination

I, _____ the Chief Executive Officer

hereby confirm that _____

was approved by resolution of Council to be nominated as a member of the
Local Government Accounting Advisory Committee at a meeting held on
/ /2018 .

Signature: _____ Date: _____

3. Nominee's Contact Details

Email address: _____

Phone No: _____

4. Nominee Information

The following information is required to enable the Executive to make an informed decision. A current curriculum vitae can be submitted in lieu of section 3 of the nomination form.

4.1 What is your current council position? _____

4.2 How long have you held your current council position? _____

4.3 How long have you been involved in local government? _____

4.4 Please list your educational qualifications:

4.5 What experience do you have that is relevant to this committee?

4.6 Apart from your current position what other roles have you had in the local government sector?

5. You agree to supply the Executive with a report on the committee meetings you attend?

I agree I Disagree

6. Have you read and agree to the Outside Committee procedures

Yes

Local Government Accounting Advisory Committee (LGAAC)

Terms of Reference

ROLE AND PURPOSE OF THE COMMITTEE

To provide advice to the Minister of Local Government and the Department of Local Government, Housing and Regional Services on:

- (a) contemporary financial management and accounting practices relevant and appropriate to local government; and
- (b) appropriate legislative changes necessary to improve standards of local government financial management and accounting.

MEMBERSHIP

The Committee is constituted of the members (not exceeding 10) appointed by the Minister.

The members will consist of:

- (a) up to 2 nominees of the Agency with experience in local government; and
- (b) 2 nominees of ICA/CPA Australia, 1 of whom must be a registered company auditor and the other a professional provider of financial management services to local government; and
- (c) up to 2 nominees of Local Government Managers Australia; and
- (d) up to 2 representatives of the NT Finance Reference Group; and
- (e) up to 2 nominees of LGANT.

A member of the Committee is to be appointed by the Minister for a term (not exceeding 3 years) specified in the member's instrument of appointment.

The terms and conditions of membership are to be as determined by the Minister.

The Minister must appoint 1 member to be the Chair, and another to be Deputy Chair, of the Committee.

TERMS OF APPOINTMENT

Members of the Committee shall be appointed to the Committee for fixed terms not exceeding three years in the first instance. Rotation of members shall apply with Members being eligible for immediate appointment for a maximum of three years.

COMMITTEE MEETINGS

The Committee is to meet at least once in each quarter.

A meeting may be convened by the Chair of the Committee, or the Minister.

A quorum for a meeting of the Committee consists of 4 members attending by any means.

The meeting may be chaired by the Chair, the Deputy Chair or the Minister and, in the absence of both the Chair and the Deputy Chair, a member chosen to preside by the members present.

Decisions are to be made by majority vote of the members present and, if the votes are equal, the person presiding may exercise a second or casting vote.

The validity of proceedings of the Committee is unaffected by a vacancy or vacancies in its membership.

ADMINISTRATIVE SUPPORT

The Department's Local Government division will provide secretariat and administrative support for the Committee to exercise its statutory functions. All such resources must be used only for Committee related business.

The Department shall be responsible for:

- distributing agendas and papers to Committee members no later than five (5) working days prior to meeting
- recording minutes of meetings
- preparing the minutes and decision register from all meetings and distributing them within three (3) weeks of a meeting to Committee members for final comment for the accuracy of discussion.
- preparing and distributing correspondence as requested by the Committee Chair.

The Committee Chair shall be responsible for:

- preparing or organising agendas for Committee meetings
- presiding at Committee meetings
- performing other duties as recorded in this Charter.

RESPONSIBILITIES

The Committee shall consider as much technical or practical content of Australian Accounting Standards, the Code and relevant financial management concepts that could or should apply to Northern Territory local government with a view to providing substantive advice to the Minister and/or Department on contemporary financial management and accounting practices and recommendations for legislative change necessary to improve standards of financial management and accounting within Northern Territory local government.

ADDENDUM TO THE TERMS OF REFERENCE

Please see next page attached.

MEETING TRAVEL AND ACCOMMODATION ARRANGEMENTS

At the Local Government Accounting (Advisory) Committee's (LGAAC's) meeting of 22 September 2011, it was unanimously agreed that:

1. LGAAC members will meet face to face once a year;
2. when this happens, *Secretariat will assume responsibility for booking flights and accommodation for committee members and arrange for the Department to cover travel and accommodation expenses only;*
3. *prior to each meeting, the Secretariat must be given a minimum of five working days notice to arrange travel and accommodation;*
4. *The Department will pay transport and accommodation costs directly to the establishment concerned. This process allows the Department to be GST compliant and to claim reimbursement of the GST.*
5. *Where taxi fares are anticipated in connection with official travel, arrangements can be made with Secretariat for the issue of Cab charge dockets.*

There is no change for members claiming a mileage allowance. A Claim for Kilometre Allowance (By-Law 32) must be submitted with receipts, as per usual.

NINTH ORDINARY COUNCIL MEETING – OPEN SECTION
TUESDAY, 13 FEBRUARY 2018

ORD02/15

17. REPORTS OF REPRESENTATIVES

18. QUESTIONS BY MEMBERS

19. GENERAL BUSINESS

19.1 Local Government Association of the Northern Territory - Executive Board Member - Municipal (City of Darwin appointed)

Common No. 375173

Alderman R Want de Rowe submitted her resignation from the Local Government Association of the Northern Territory Executive on 5 February 2018.

Alderman Want de Rowe was the Executive Board Member - Municipal (City of Darwin appointed).

THAT Alderman _____ be nominated to the Local Government Association of the Northern Territory executive, Executive Board Member - Municipal (City of Darwin appointed).

19.2 Acting Deputy Lord Mayor - 1 to 7 March 2018

Common No. 375173

THAT in accordance with Part 4.3 of the Local Government Act, Alderman _____ be appointed as Acting Deputy Lord Mayor for the period 1 to 7 March 2018.

20. DATE, TIME AND PLACE OF NEXT ORDINARY COUNCIL MEETING

Common No. 2695130

THAT the next Ordinary Meeting of Council be held on Tuesday, 27 February 2018, at 5:30pm (Open Section followed by the Confidential Section), Meeting Room, Casuarina Library, Bradshaw Terrace, Darwin.

NINTH ORDINARY COUNCIL MEETING – OPEN SECTION
TUESDAY, 13 FEBRUARY 2018

ORD02/16

21. CLOSURE OF MEETING TO THE PUBLIC
Common No. 2695131

THAT pursuant to Section 65 (2) of the Local Government Act and Regulation 8 of the Local Government (Administration) Regulations the meeting be closed to the public to consider the Confidential Items of the Agenda.

22. ADJOURNMENT OF MEETING AND MEDIA LIAISON

